VB607 14/55

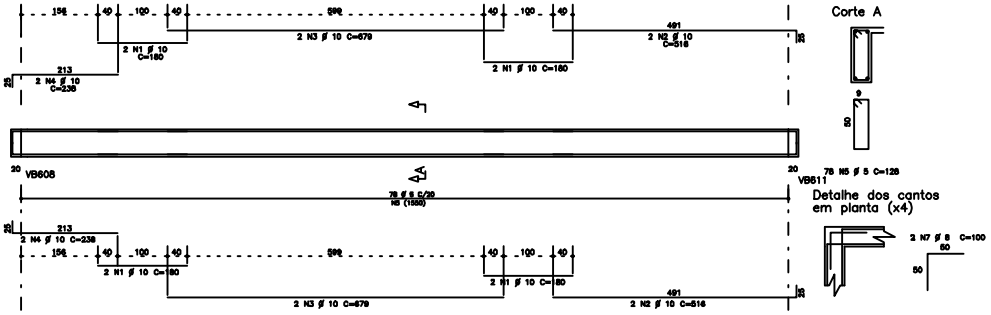

VB613 20/50

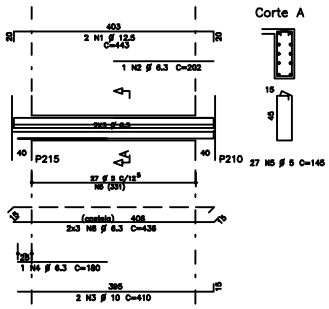

	ACO	POS	BIT (mm)	QUANT	COMPRIMENTO UNIT (cm)	COMPRIMENTO TOTAL (cm)
VB607						
	50A	1	10	8	180	1440
	50A	2	10	4	516	2064
	50A	3	10	4	679	2716
	50A	4	10	4	238	952
	60B	5	8	76	126	9604
	50A	7	8	8	100	800
VB611 (X2)						
	60B	1	8	4	560	2240
	50A	2	16	4	503	2012
	50A	3	16	2	329	658
	50A	4	12,5	1	188	752
	50A	5	6,3	4	133	532
	50A	6	10	4	1009	4036
	50A	7	10	4	812	3248
	50A	8	4,3	2	136	272
	60B	9	8	52	165	3410
	60B	10	8	150	165	24750
	50A	11	6,3	12	1185	14220
VB613						
	50A	1	12,5	2	443	886
	50A	2	4,3	1	202	202
	50A	3	10	2	410	820
	50A	4	4,3	1	180	180
	60B	5	8	27	145	3915
	50A	6	6,3	6	438	2628

	ACO	POS	BIT (mm)	QUANT	COMPRIMENTO UNIT (cm)	COMPRIMENTO TOTAL (cm)
VB614						
	50A	1	12,5	2	444	888
	50A	2	12,5	2	422	844
	50A	3	10	1	190	190
	60B	4	8	27	145	3915
	60B	5	8	6	421	2526
VB615						
	50A	1	6,3	2	336	672
	50A	2	12,5	2	439	1317
	50A	3	8	2	289	578
	50A	4	6,3	2	347	694
	50A	5	20	2	432	864
	50A	6	6,3	2	335	670
	50A	7	20	2	407	814
	50A	8	16	2	318	636
	50A	9	20	2	463	926
	50A	10	16	2	317	634
	50A	11	6,3	2	188	376
	50A	12	12,5	2	627	1254
	50A	13	12,5	2	758	1516
	50A	14	12,5	1	311	311
	50A	15	6,3	2	189	378
	50A	16	12,5	2	726	1452
	50A	17	12,5	1	300	300
	50A	18	6,3	1	136	136
	50A	19	6,3	18	138	2544
	50A	20	6,3	103	113	11639
	50A	21	6,3	6	220	1320
	50A	22	6,3	6	220	1320
VB E601						
	50A	1	16	2	341	682
	50A	2	16	2	348	696
	60B	3	8	14	118	1652

RESUMO ACO CA 50-60			
ACO	BIT (mm)	COMPR (m)	PESO (kg)
60B	8	584	64
50A	6,3	379	95
50A	8	14	6
50A	10	168	106
50A	12,5	85	65
50A	16	39	63
50A	20	38	60
Peso Total	60B =		64 kg
Peso Total	50A =		430 kg

VB611/VB612 20/VAR

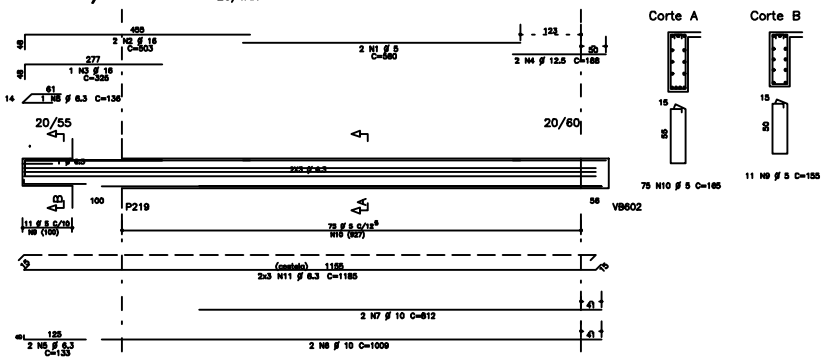

VB614 20/50

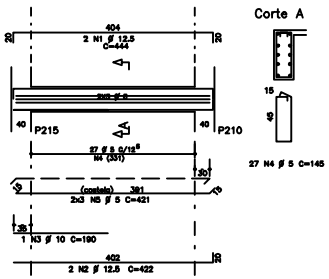

VB E601 14/50

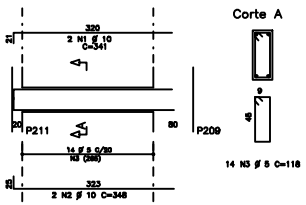

INDICE:
VB607 / VB611 A VB615 / VB E601

VB615 20/VAR

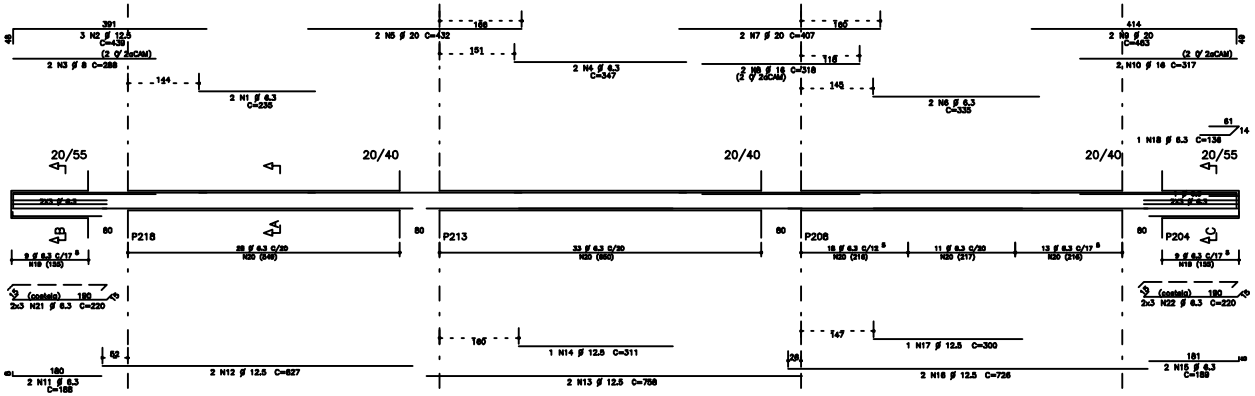

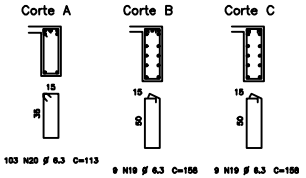

FCK= 40 MPa
EC = 30 GPa (MODULO DE ELASTICIDADE SECANTE)
A/C = 0,65 (FATOR AGUA CIMENTO)

REV	DATA	DESCRICAO
0	02/07/2008	EMISSAO INICIAL

Simetria Engenharia e Projetos Ltda

PROJETO ESTRUTURAL

CLIENTE: BPP PARTICIPACOES LTDA
OBRA: EDIFICIO COMERCIAL SIG-2 — No OBRA:
ENDEREÇO OBRA: SETOR DE INDUSTRIAS GRAFICAS QUADRA 01 LOTES 495/505/515
DESCRIÇAO: ARMACAO DAS VIGAS DO 3o PAVIMENTO JUNTA B (02/02)
DESENHO No: 146/173
DESENHISTA: TGS/HELENA — DATA: 02/07/2008 — ESCALA: 1:50 — UNIDADE: cm — ARQUIVO PLT: PRN-146-173-505.PLT
PROPRIETARIO — RESPONSAVEL TECNICO
RESPONSAVEL TECNICO PELO PROJETO ESTRUTURAL
SIMETRIA ENGENHARIA E PROJETOS S/C LTDA
CREA-DF 7139