ARMACAO HORIZONTAL SUPERIOR LAJE
2o PAVIMENTO JUNTA B

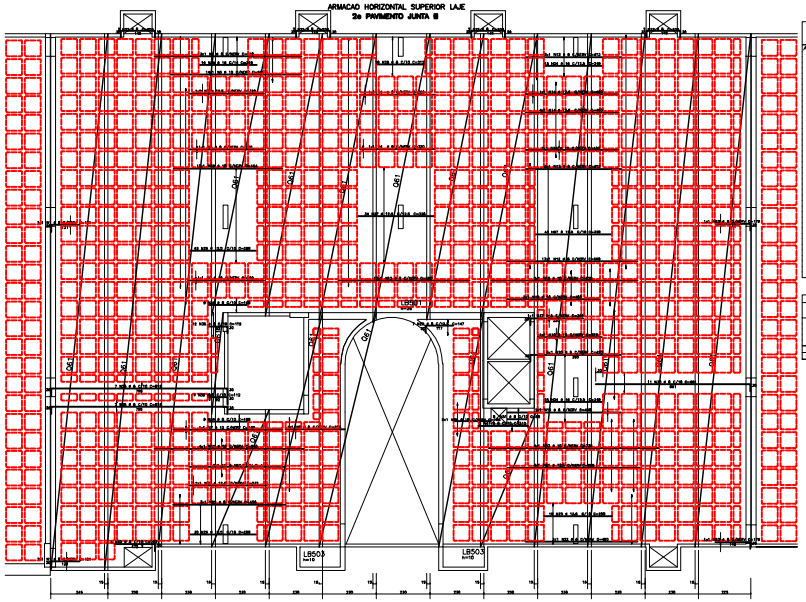

AÇO	POS	BIT (mm)	QUANT	COMPRIMENTO UNIT (cm)	COMPRIMENTO TOTAL (cm)
ARMACAO HORIZONTAL SUPERIOR LAJE					
60A	1	8	3	151	453
50A	2	6	3	638	1914
50A	3	10	14	560	7840
50A	4	6	3	330	990
50A	5	12.5	1	330	330
50A	6	10	1	330	330
50A	7	10	1	448	448
50A	8	6	1	255	255
50A	9	10	3	412	824
50A	10	12.5	1	330	330
50A	11	10	4	640	2560
60A	12	8	26	560	14560
50A	13	8	8	412	3296
50A	14	12.5	6	430	2580
50A	15	10	5	430	2150
50A	16	10	3	430	1290
50A	17	8	1	360	360
50A	18	10	1	278	278
50A	19	8	1	230	230
50A	20	8	5	420	2100
50A	21	12.5	4	558	2232
50A	22	8	6	550	3300
50A	23	8	1	178	178
50A	24	10	12	1275	15300
50A	25	12.5	62	388	24056
50A	26	8	15	212	3180
50A	27	12.5	77	338	26026
50A	28	8	14	147	2058
50A	29	8	1	147	147
50A	30	8	11	691	7601
50A	31	8	8	88	704
50A	32	8	8	355	1840
50A	33	8	8	355	2840
50A	34	8	17	168	2856
60A	35	8	16	152	1792
50A	36	10	2	156	312
60A	37	8	60	72	4760
50A	38	10	15	464	6960
50A	39	10	15	464	6960
50A	40	8	4	232	928
60A	41	8	5	212	1060

RESUMO AÇO CA 50-60			
AÇO	BIT (mm)	COMPR (m)	PESO (kg)
60B	8	205	32
50A	6	608	242
50A	10	235	145
50A	12.5	546	526
50A	16	134	214
Peso Total 60B =			32 kg
Peso Total 50A =			1177 kg

RESUMO TELA CA4 JUNTA A					
1	4.2	13.20	55.44	55.44	
2	4.2	13.20	55.44	110.88	
3	4.2	13.20	55.44	166.32	
4	4.2	13.20	55.44	221.76	
5	4.2	13.20	55.44	277.20	
6	4.2	13.20	55.44	332.64	
7	4.2	13.20	55.44	388.08	
8	4.2	13.20	55.44	443.52	
PESO TOTAL (Kg/m2)				443.52	

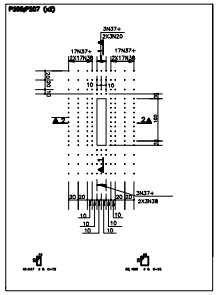

CORTE 1-1

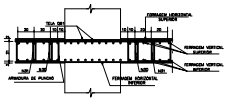

CORTE 2-2

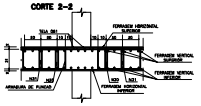

ARMACAO VERTICAL SUPERIOR/CISALHAMENTO LAJE
2o PAVIMENTO JUNTA B

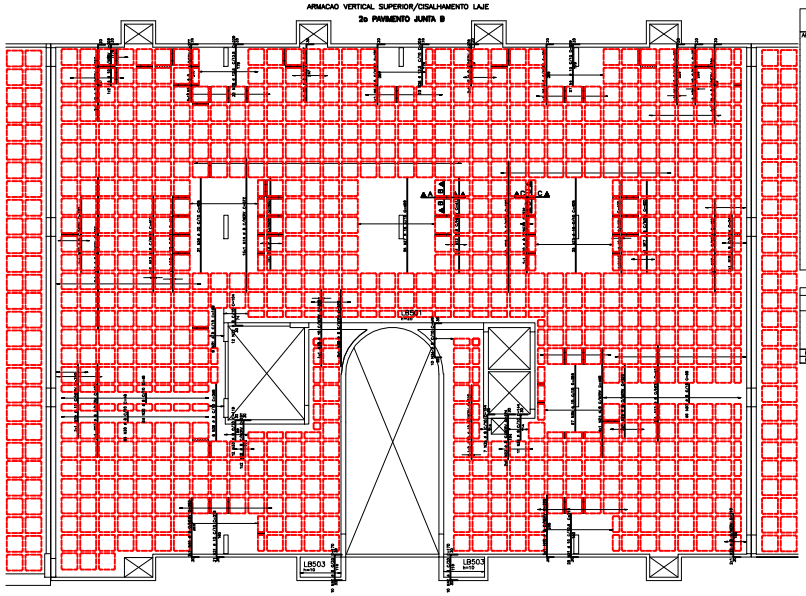

AÇO	POS	BIT (mm)	QUANT	COMPRIMENTO UNIT (cm)	COMPRIMENTO TOTAL (cm)
ARMACAO VERTICAL SUPERIOR/CISALHAMENTO LAJE					
60B	1	5.0	400	49	20040
50A	2	6.3	44	49	2156
50A	3	6	2	337	1021
50A	4	6	10	337	3370
50A	5	6	4	377	1508
50A	6	6	8	359	2872
50A	7	6	2	359	718
50A	8	10	4	359	1436
50A	9	6	4	359	1436
50A	10	6	3	333	999
50A	11	6	8	652	5216
50A	12	6	10	412	4120
50A	13	10	2	412	824
50A	14	6	15	572	8580
50A	15	10	3	430	1290
50A	16	6	5	560	2800
50A	17	6	7	450	3150
50A	18	6	7	450	3150
50A	19	10	4	320	1280
50A	20	6	2	201	402
50A	21	10	56	215	12040
50A	22	6	2	215	430
50A	23	6	2	215	430
50A	24	6	4	468	1872
50A	25	6	2	320	640
50A	26	10	21	428	12948
50A	27	10	10	359	28680
50A	28	12.5	2	359	718
50A	29	6	4	248	1984
50A	30	6	108	48	6144
50A	31	6	8	148	1184
50A	32	6	12	119	1428
50A	33	6	12	119	1428
50A	34	6	10	144	1440
50A	35	10	16	144	23022
50A	36	6	8	88	704
50A	37	6	87	68	5916
50A	38	10	1	338	338
50A	39	6	3	338	1014
50A	40	6	3	285	1425
50A	41	6	5	292	1460
50A	42	6	20	170	3400

RESUMO AÇO CA 50-60			
AÇO	BIT (mm)	COMPR (m)	PESO (kg)
60B	5	205	10
50A	6.3	22	5
50A	6	672	270
50A	10	279	172
50A	12.5	84	84
50A	16	286	457
50A	20	126	316
Peso Total 60B =			10 kg
Peso Total 50A =			1330 kg

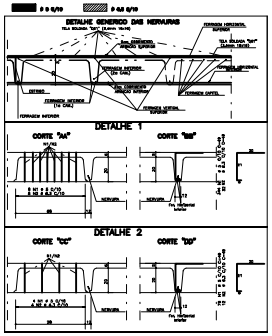

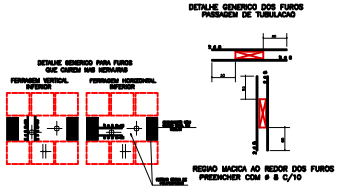

FCK= 40 MPa
EC = 30 GPa (MODULO DE ELASTICIDADE SECANTE)
A/C = 0,65 (FATOR AGUA CIMENTO)

0	10/06/2008	EMISSAO INICIAL
REV	DATA	ASSUNTO

Simatria Engenharia e Projetos Ltda
Rua Alvares de Azevedo 1.000 - Sala 1 - Cx. Postal 1.000
Fone: (0 xx 67) 3382-3000
Fax: (0 xx 67) 3382-3000
CEP 79.002-000 - Campo Grande - MS
www.simatria.com.br

PROJETO ESTRUTURAL

CLIENTE: EMP PARTICIPAÇÕES LTDA.
OBRA: EDI. COMERCIAL SDS-2 — Nº OBRA: 001
ENDEREÇO: SETOR DE INDUSTRIA GRAFICA – QUADRA 01 LOTES 455/505/515 — ASSUNTO: ARMACAO SUPERIOR/CISALHAMENTO LAJE 2o PAVIMENTO JUNTA B — 104/173

DESENHISTA	DATA	ESCALA	FOLHA	VERSAO	ARQUIVO
[illegible]	10/06/2008	1/75	[illegible]	00	001-104-173-00.DWG

FISCALIZAÇÃO: — RESPONSAVEL TECNICO:

RESPONSABILIDADE TECNICA PELA PARTE ESTRUTURAL

ESTRUTURA DIMENSIONADA E DETALHADA S/ AÇÃO CIMALHADA/VENTO