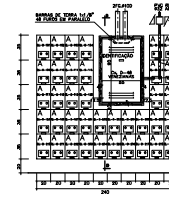

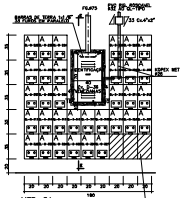

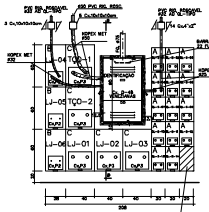

OBS.: AS Cx.S P2 e P3 DAS LOJAS TERÃO PENTE DE REDUÇÃO APROPRIADO

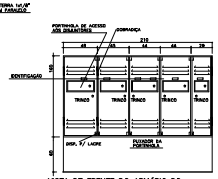

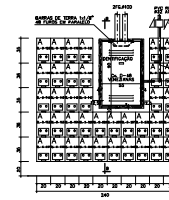

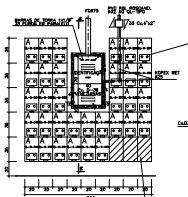

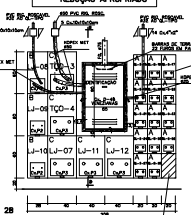

OBS.: AS Cx.S P2 e P3 DAS LOJAS TERÃO PENTE DE REDUÇÃO APROPRIADO

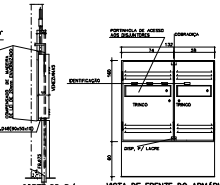

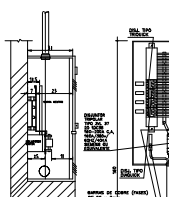

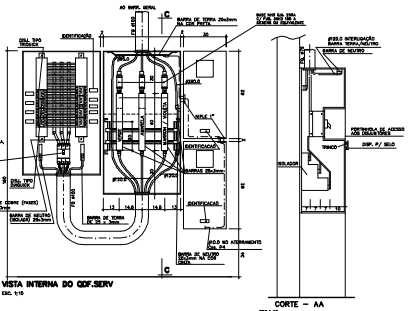

QUADRO RESUMO DE CARGA QDF – SERVIÇO

QUADRO	FINALIDADE	TP	KVA	FATOR DEMANDA	DEMANDA KVA	FD mm²	MATERIAL EXTERNO	PROTEÇÃO	DUTO mm
QFC-0	ELEVADOR	7,44	7KR	1,00	7,44	ø10,0		40 A	Ø50
	ELEVADOR	7,44	7KR	1,00	7,44	ø10,0		40 A	Ø50
QFB-AS-1	BOMBA AGUA SERVIÇA SUBT. (VAZIA)	2 – 3,01	1KR. 5	3,01	4,01-5			20 A	Ø32
QFB-AP07	BOMBA AGUA POTÁVEL SUBT. (VAZIA)	7,5 – 7,44	7KR. 5	7,44	4,01-5			20 A	Ø32
QFB-AP	BOMBA AGUA POTÁVEL SUBT. (VAZIA)	2 – 3,01		3,01	4,01-5			20 A	Ø32
QL-TR-1	ILUMINAÇÃO	3,00			Ø10			20 A	Ø32
QL-TR-2	ILUMINAÇÃO	3,00	1KR		Ø10			20 A	Ø32
QL-TR-A	TOMADAS	3,00	VER CIRCUITO ANEXO		Ø10			20 A	Ø32
QL-1A	ILUMINAÇÃO	25,24			Ø10,0			63 A	Ø50
QL-1B	TOMADAS	3,00							
QL-2A	ILUMINAÇÃO	28,04	13,02	1KR					
QL-2B	TOMADAS	28,04	14,02	2KR	28,06				
QL-2C	TOMADAS	30,09		6KR					
QDF-PARCIAL	ILUM. E FORÇA	47,07		CONF. QUADRO	73,07	ABNT/ PARAFIS	92 A	63 A	FG4T8
TOTAL	ILUM. E FORÇA	132,57			89,20	ABNT/ PARAFIS (NA ALIMENTAÇÃO DO QDF.PARCIAL DEVE SER ADOTADO 50 mm²)	139 A	160 A	FG4T8

QUADRO RESUMO DE CARGA / MEMÓRIA DE CÁLCULO DO BARR. GERAL

QUADRO	QUANTIDADE	POTÊNCIA INSTALADA	FINALIDADE	DEMANDA WATTS	DEMANDA VA	DEMANDA KVA	FD mm²	MATERIAL EXTERNO	PROTEÇÃO	DUTO mm
MED. 3A	18 SALAS + 8 LOJAS	2,00 / 1,50 / 0,75 / 0,60 / 0,50 / 1,50 / 1,50 / 1