VD628 14/60

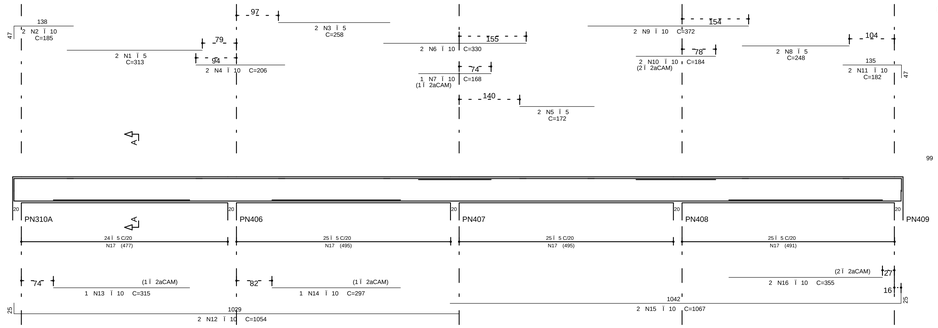

VD629 20/60

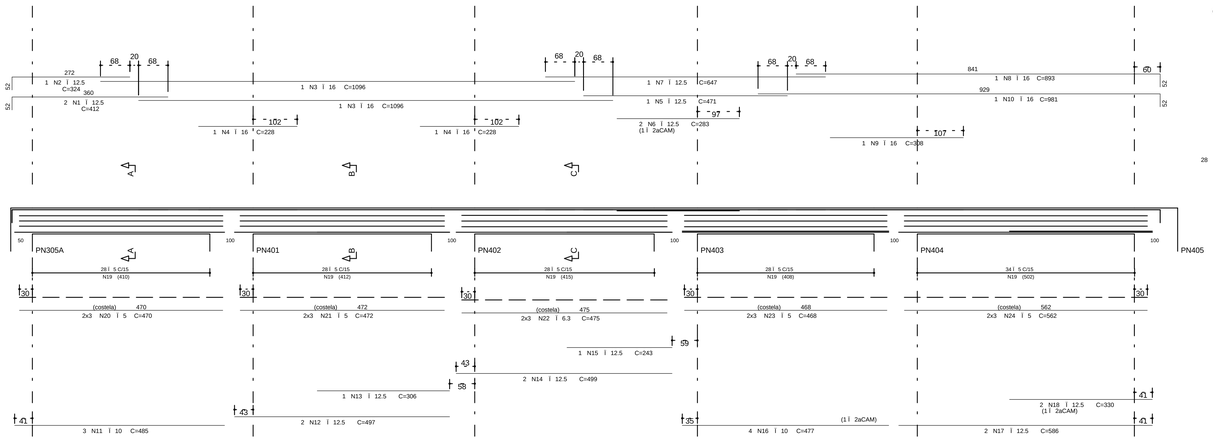

VD630 14/60

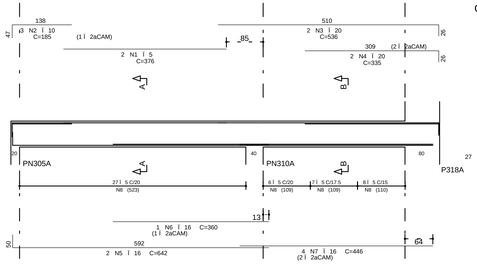

VD631 14/60

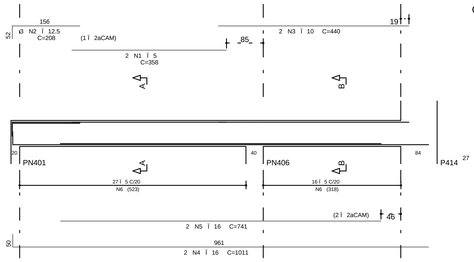

VD634 14/60

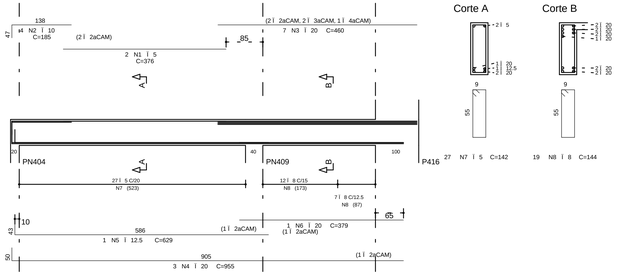

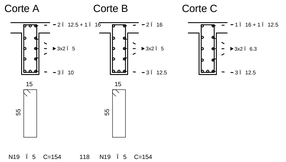

A4 O	POS	BIT (mm)	QUANT	COMPRIMENTO UNIT (cm)	TOTAL (cm)
VD628					
SOA	1	10	2	213	426
SOB	2	5	2	129	258
SOB	3	5	2	206	412
SOA	4	10	2	206	412
SOA	5	10	2	330	660
SOA	6	10	1	168	168
SOA	7	10	2	372	744
SOB	8	5	2	172	344
SOA	9	10	2	184	368
SOB	10	5	2	248	496
SOA	11	10	2	1054	2108
SOB	12	5	2	313	626
SOA	13	10	1	315	315
SOA	14	10	1	297	297
SOA	15	10	2	1067	2134
SOB	16	5	2	355	710
SOA	17	5	99	142	14058
VD629					
SOA	1	12.5	2	412	824
SOA	2	12.5	2	324	648
SOA	3	16	2	1096	2192
SOA	4	16	2	1096	2192
SOA	5	12.5	2	471	942
SOA	6	12.5	2	283	566
SOA	7	16	2	647	1294
SOA	8	16	1	893	893
SOA	9	16	1	981	981
SOA	10	16	1	228	228
SOA	11	16	1	228	228
SOA	12	12.5	2	497	994
SOA	13	12.5	2	499	998
SOA	14	12.5	2	306	612
SOA	15	12.5	1	243	243
SOA	16	12.5	3	485	1455
SOA	17	12.5	2	477	954
SOA	18	12.5	2	586	1172
SOA	19	16	1	330	330
SOB	20	5	8	470	3760
SOB	21	5	8	472	3776
SOB	22	5	8	475	3800
SOB	23	5	8	468	3744
SOB	24	5	8	562	3872
VD630					
SOA	1	16	2	642	1284
SOA	2	16	2	446	892
SOA	3	16	1	360	360
VD631					
SOA	1	12.5	2	208	416
SOA	2	16	2	440	880
SOA	3	16	2	1011	2022
SOA	4	16	2	741	1482
SOA	5	5	41	142	5822
VD632					
SOA	1	10	2	185	370
SOA	2	10	4	185	740
SOA	3	16	2	414	828
SOA	4	16	2	985	1970
SOA	5	16	2	681	1362
SOA	6	16	1	985	985
SOA	7	6.3	21	151	3171
SOA	8	5	8	398	2386
VD633					
SOA	1	10	2	185	370
SOA	2	10	4	185	740
SOA	3	16	2	954	1908
SOA	4	16	2	656	1312
SOA	5	5	41	142	5822
VD634					
SOA	1	10	2	185	370
SOA	2	10	4	185	740
SOA	3	16	2	955	1910
SOA	4	16	2	629	1258
SOA	5	16	1	379	379
SOA	6	16	2	629	1258
SOA	7	6.3	27	142	3834
SOA	8	8	19	144	2736
VD620					
SOA	1	10	2	185	370
SOA	2	10	4	185	740
SOA	3	16	2	600	1200
SOA	4	16	2	576	1152
SOA	5	12.5	1	629	629
SOA	6	6.3	29	164	4756
SOA	7	5	8	547	4376
SOA	8	5	29	164	4756

RESUMO A4 O CA 50-60			
A4 O	BIT (mm)	COMPR	PESO (kg)
SOA	5	95	29
SOB	5	95	29
SOA	6.3	95	36
SOA	10	105	104
SOA	12.5	95	73
SOA	16	105	265
SOA	16	97	317
Peso Total SOA =			129 kg
Peso Total SOA =			883 kg

COBRIMENTO DA ARMADURA:

- LAJES = 2,0 cm
- VIGAS E PILARES = 2,5 cm
- BLOCOS,BALDRAMES E CONTENCOES (FACE EM CONTATO COM A TERRA) = 3,0 cm

1. ESSES COBRIMENTOS DEVERAO SER GARANTIDOS COM O USO DE ESPACADORES OU PASTILHAS.
COBRIMENTOS ESPECIFICOS EM CONTRARIO AOS VALORES INDICADOS ACIMA, ESTAO INDICADOS NOS DESENHOS DE FORMAS DOS PAVIMENTOS.

NORMAS UTILIZADAS:

NBR-6118/2003 - PROJETO E EXECUCAO DE OBRAS DE CONCRETO ARMADO
NBR-6120/1980 - CARGAS PARA O CALCULO DE ESTRUTURAS DE EDIFICACOES

INDICE:

VD620, VD628 A VD634

FCK= 35 MPa

EC = 28 GPa (MODULO DE ELASTICIDADE SECANTE AOS 28 DIAS).

A/C = 0,65 (FATOR AGUA CIMENTO)

VD633 14/60

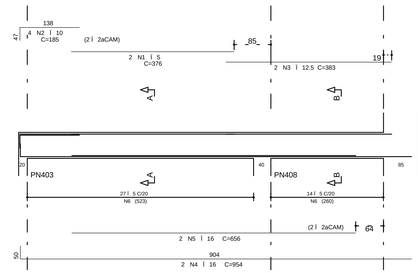

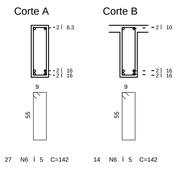

VD632 14/60

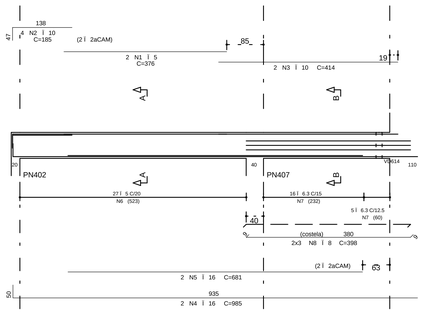

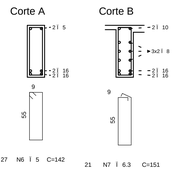

VD620 14/70

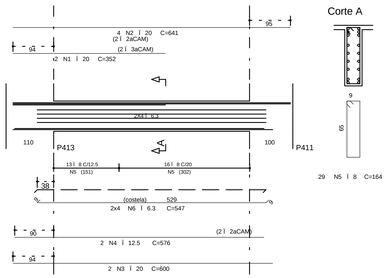

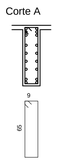

0	15/10/2010	EMISSAO INICIAL
REV	DATA	DESCRICAO

Simetria Engenharia
SIMETRIA
SHI QUADRA 4C No 11 SALAS 203 E 205
BRASILIA-DF CEP: 71200-045
FAX: (0XX61) 3030-9633
simetria@simetria.eng.br

PROJETO ESTRUTURAL

CLIENTE:	DISCO INCORPORADORA E IMOBILIARIA LTDA
OBRA:	EDIFICIO RESIDENCIAL OLYMPIQUE
ENDEREOCO OBRA:	SRIA AREA ESPECIAL 04, LOTES G e H, GUARA-DF
DESCRICAO:	ARMAE@O DE VIGAS DO 2o PAV - TORRE B - JUNTA D
DESENHISTA:	TQS/ J.HENRIQUE
DATA:	15/10/2010
ESCALA:	1:50
UNIDADE:	CM
No OBRA:	
DESENHO No:	371-XXX
No PROJ. SIMETRIA:	421
ARQUIVO PLT:	421 -EST-371-XXX -R00 .PLT

PROPRIETARIO: RESPONSAVEL TECNICO:

RESPONSAVEL TECNICO PELO PROJETO ESTRUTURAL

SIMETRIA ENGENHARIA E PROJETOS S/C LTDA
CREA 2725RF

SIMETRIA ENGENHARIA DE PROJETOS S/C LTDA R:\TQS\WORK\TMPCJUNTA\D-TORRE B\SAGA\PAVIMENTOS\VCAS.DWG,PLT 15/10/2010 17:27:22