VD531 40/40

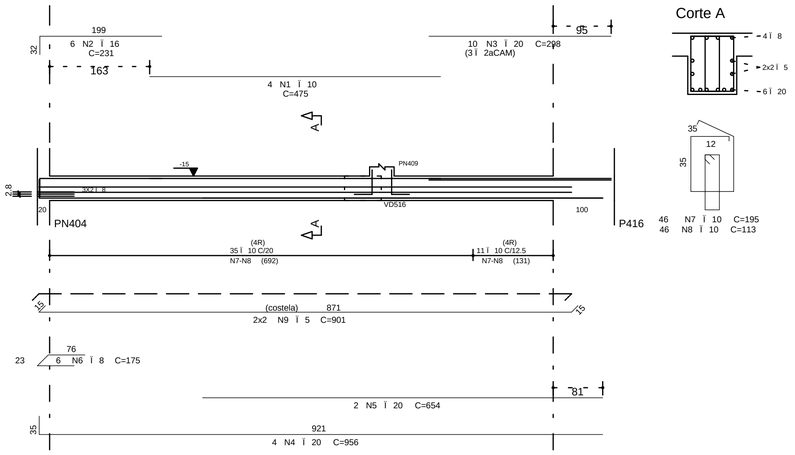

Corte A

VD532 14/60

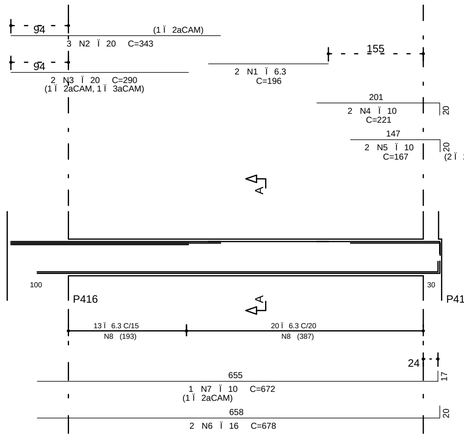

Corte A

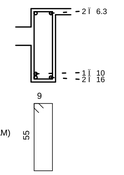

33 N8 Ï 6.3 C=141

VD533 14/40

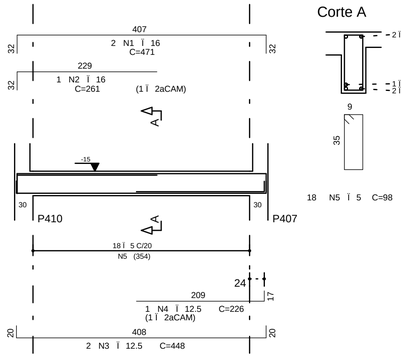

Corte A

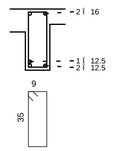

18 N5 Ï 5 C=98

VD534 14/60

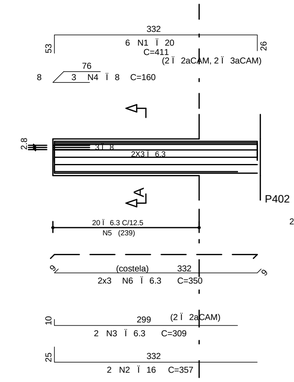

Corte A

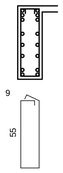

20 N5 Ï 6.3 C=150

VD535 14/60

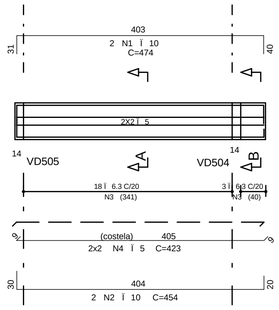

Corte A

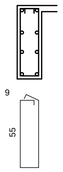

18 N3 Ï 6.3 C=150

Corte B

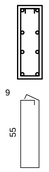

3 N3 Ï 6.3 C=150

VD536 20/60

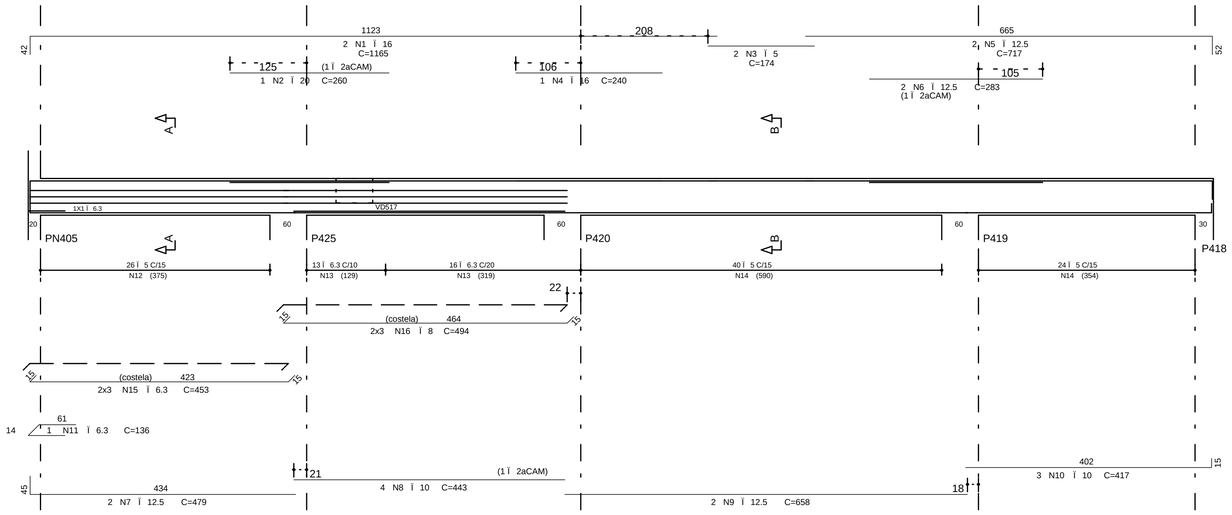

Corte A

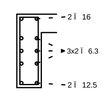

Corte B

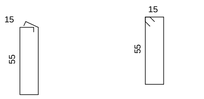

26 N12 Ï 5 C=169
29 N13 Ï 6.3 C=169

64 N14 Ï 5 C=154

AÇO	POS	BIT (mm)	QUANT	COMPRIMENTO UNIT (cm)	COMPRIMENTO TOTAL (cm)
VD531					
50A	1	10	4	475	1900
50A	2	16	6	231	1386
50A	3	20	10	298	2980
50A	4	20	4	956	3824
50A	5	20	2	654	1308
50A	6	8	6	175	1050
50A	7	10	46	195	8970
50A	8	10	46	113	5198
60B	9	5	4	901	3604
VD533					
50A	1	16	2	471	942
50A	2	16	1	261	261
50A	3	12.5	2	448	896
50A	4	12.5	1	226	226
60B	5	5	18	98	1764
VD534					
50A	1	20	6	411	2466
50A	2	16	2	357	714
50A	3	6.3	2	309	618
50A	4	8	3	160	480
50A	5	6.3	20	150	3000
50A	6	6.3	4	350	2100
VD535					
50A	1	10	2	474	948
50A	2	10	2	454	908
50A	3	6.3	21	150	3150
60B	4	5	4	423	1692
VD536					
50A	1	16	2	1165	2330
50A	2	20	1	260	260
60B	3	5	2	174	348
50A	4	16	1	240	240
50A	5	12.5	2	717	1434
50A	6	12.5	2	283	566
50A	7	12.5	2	479	958
50A	8	10	4	443	1772
50A	9	12.5	2	658	1316
50A	10	6.3	3	375	1125
50A	11	6.3	1	136	136
60B	12	5	26	169	4394
50A	13	6.3	29	169	4901
60B	14	5	64	154	9856
50A	15	6.3	6	453	2718
50A	16	8	6	494	2964
VD532					
50A	1	6.3	2	196	392
50A	2	20	3	343	1029
50A	3	20	2	290	580
50A	4	10	2	221	442
50A	5	10	2	167	334
50A	6	16	2	678	1356
50A	7	10	1	672	672
50A	8	6.3	33	141	4653

RESUMO AÇO CA 50-60			
AÇO	BIT (mm)	COMPR (m)	PESO (kg)
60B	5	217	35
50A	6.3	217	54
50A	8	45	18
50A	10	224	141
50A	12.5	54	54
50A	16	72	116
50A	20	124	311
Peso Total	60B =		35 kg
Peso Total	50A =		694 kg

COBRIMENTO DA ARMADURA:

- LAJES = 2,0 cm
- VIGAS E PILARES = 2,5 cm
- BLOCOS,BALDRAMES E CONTENCOES (FACE EM CONTATO COM A TERRA) = 3,0 cm

1. ESSES COBRIMENTOS DEVERAO SER GARANTIDOS COM O USO DE ESPACADORES OU PASTILHAS.
COBRIMENTOS ESPECIFICOS EM CONTRARIO AOS VALORES INDICADOS ACIMA, ESTAO INDICADOS NOS DESENHOS DE FORMAS DOS PAVIMENTOS.

NORMAS UTILIZADAS:

NBR-6118/2003 - PROJETO E EXECUCAO DE OBRAS DE CONCRETO ARMADO
NBR-6120/1980 - CARGAS PARA O CALCULO DE ESTRUTURAS DE EDIFICACOES

INDICE:

VD531 A VD536

FCK= 35 MPa

EC = 28 GPa (MODULO DE ELASTICIDADE SECANTE AOS 28 DIAS).

A/C = 0,65 (FATOR AGUA CIMENTO)

REV	DATA	DESCRICAO
0	20/10/2010	EMISSAO INICIAL

Simetria Engenharia
SIA QUADRA 4C No 51 SALAS 201 a 203
BRASILIA-DF CEP: 71200-045
PABX: (0XX61) 3036-9633
simetria@simetria.eng.br

PROJETO ESTRUTURAL

CLIENTE: DISCO INCORPORADORA E IMOBILIARIA LTDA
OBRA: EDIFICIO RESIDENCIAL OLYMPIQUE — No OBRA:
ENDEREÇO OBRA: SRIA AREA ESPECIAL 04, LOTES G e H, GUARA-DF
DESCRICAO: ARMAÇÃO DE VIGAS - TORRE B - JUNTA D
VIGAS DO 1o PAVIMENTO (03/03)
DESENHO No: 361-XXX

DESENHISTA:	DATA:	ESCALA:	UNIDADE	No PROJ. SIMETRIA:
TQS/ J.HENRIQUE	20/10/2010	1:50	CM	421

ARQUIVO PLT: 421 -EST-361-XXX -R00 .PLT

PROPRIETARIO: RESPONSAVEL TECNICO

RESPONSAVEL TECNICO PELO PROJETO ESTRUTURAL
SIMETRIA ENGENHARIA E PROJETOS S/C LTDA
CREA:2725/RF

S:\SIMETRIA ENGENHARIA DE PROJETOS S/C LTDA\PLC\TQS\WINQ\LYMPIC-JUNTA-D - TORRE B\05-1gPAVIMENTO\VIGAS\VIGAS-1PAV03.PLT - 20/10/2010 17:13:56