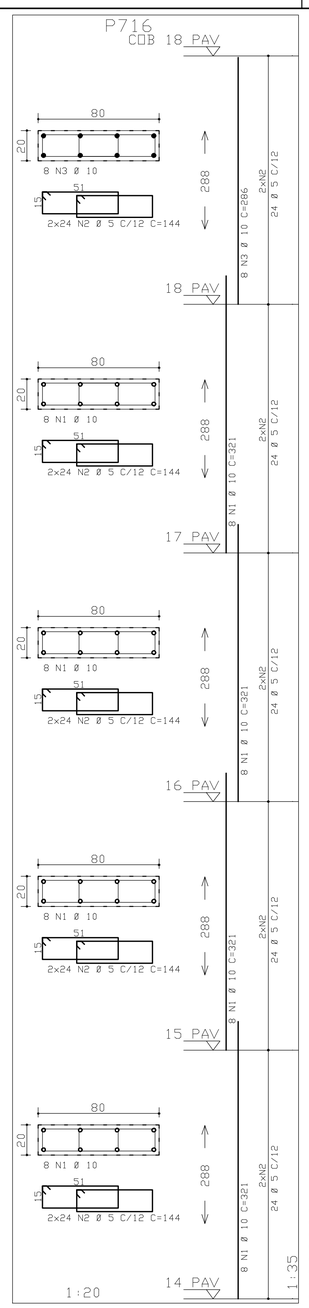

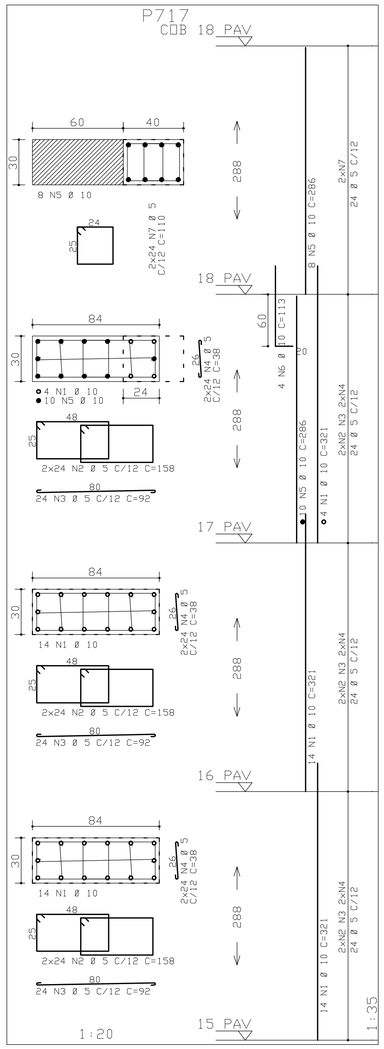

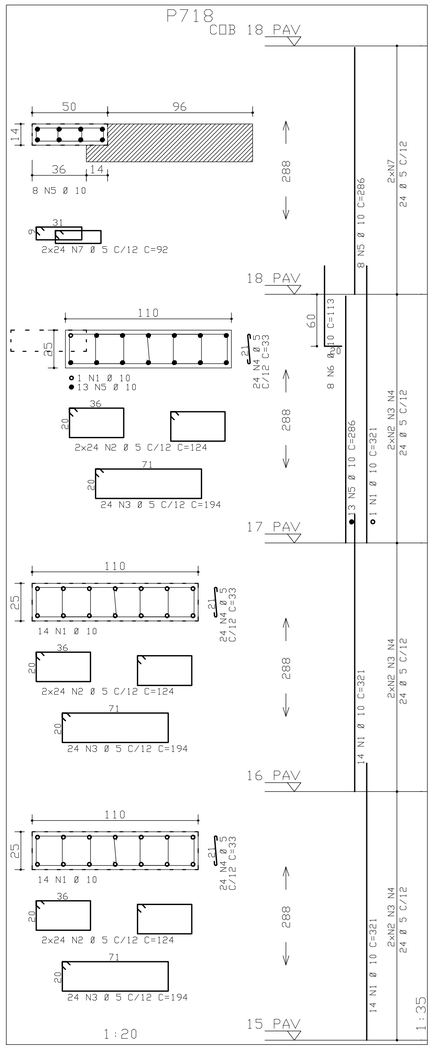

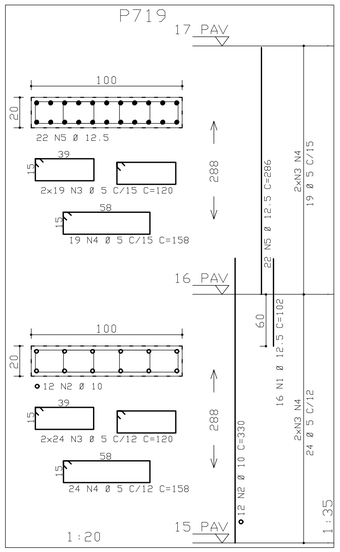

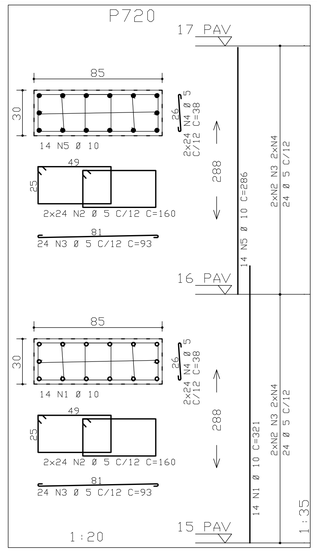

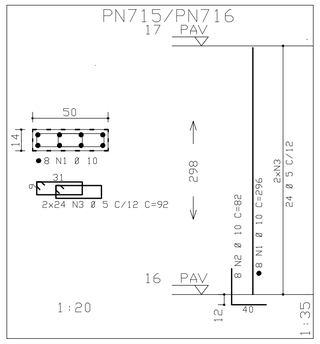

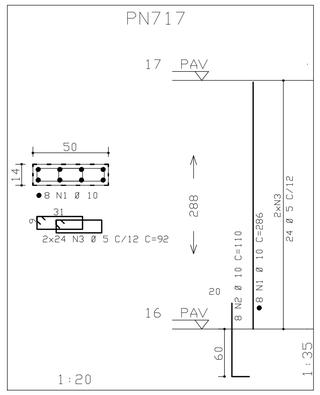

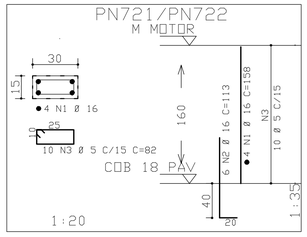

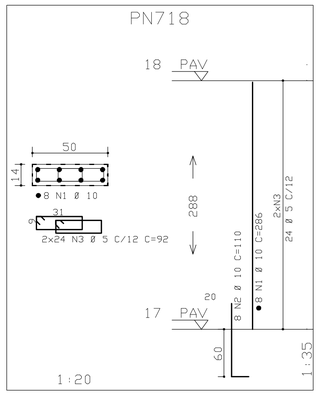

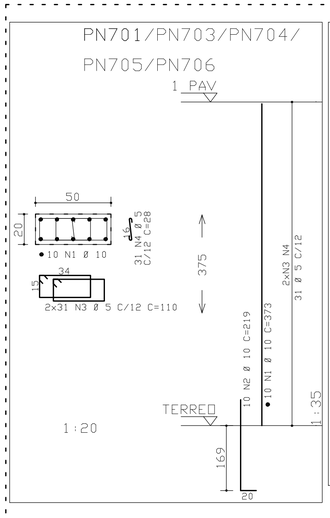

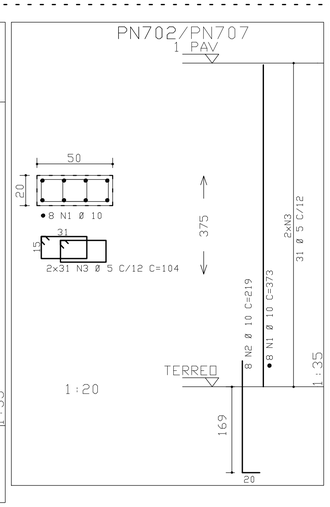

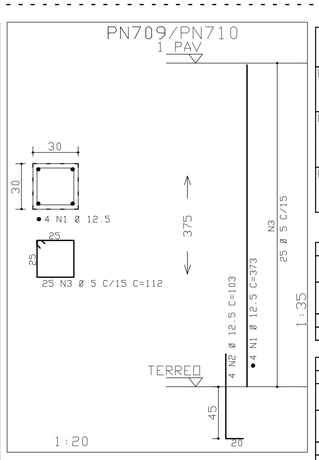

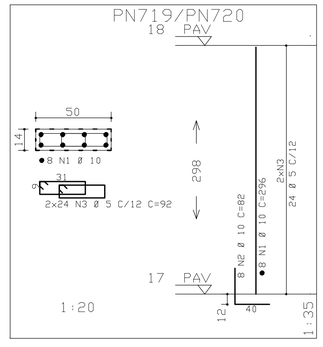

ACO	POS	BIT (mm)	QUANT	COMPRIMENTO UNIT (cm)	COMPRIMENTO TOTAL (cm)
PN702 (X2)					
50A	1	10	16	373	5968
50A	2	10	16	219	3504
60B	3	5	124	104	12896
PN701 (X5)					
50A	1	10	50	373	18650
50A	2	10	50	219	10950
60B	3	5	310	110	34100
60B	4	5	155	28	4340
PN709 (X2)					
50A	1	12.5	8	373	2984
50A	2	12.5	8	103	824
60B	3	5	50	112	5600

RESUMO ACO CA 50-60

ACO	BIT (mm)	COMPR (m)	PESO (kg)
60B	5	569	91
50A	10	391	246
50A	12.5	38	38
Peso Total	60B =		91 kg
Peso Total	50A =		284 kg

PAVIMENTO: 1 PAV
RESUMO ACO CA 50-60

ACO	BIT (mm)	COMPR (m)	PESO (kgf)
60B	5	569	91
50A	10	391	246
50A	12.5	38	38
Peso Total	60B =		91 kg
Peso Total	50A =		284 kg

PAVIMENTO: 17 PAV
RESUMO ACO CA 50-60

ACO	BIT (mm)	COMPR (m)	PESO (kgf)
60B	5	265	42
50A	10	184	116
Peso Total	60B =		42 kg
Peso Total	50A =		116 kg

PAVIMENTO: 15 PAV
RESUMO ACO CA 50-60

ACO	BIT (mm)	COMPR (m)	PESO (kgf)
60B	5	69	11
50A	10	26	16
Peso Total	60B =		11 kg
Peso Total	50A =		16 kg

PAVIMENTO: 16 PAV
RESUMO ACO CA 50-60

ACO	BIT (mm)	COMPR (m)	PESO (kgf)
60B	5	512	82
50A	10	200	126
50A	12.5	16	16
Peso Total	60B =		82 kg
Peso Total	50A =		142 kg

PAVIMENTO: 17 PAV
RESUMO ACO CA 50-60

ACO	BIT (mm)	COMPR (m)	PESO (kgf)
60B	5	492	79
50A	10	156	98
50A	12.5	63	63
Peso Total	60B =		79 kg
Peso Total	50A =		161 kg

PAVIMENTO: 18 PAV
RESUMO ACO CA 50-60

ACO	BIT (mm)	COMPR (m)	PESO (kgf)
60B	5	299	48
50A	10	121	76
Peso Total	60B =		48 kg
Peso Total	50A =		76 kg

PAVIMENTO: COB 18 PAV
RESUMO ACO CA 50-60

ACO	BIT (mm)	COMPR (m)	PESO (kgf)
60B	5	166	27
50A	10	69	43
Peso Total	60B =		27 kg
Peso Total	50A =		43 kg

PAVIMENTO: M MOTOR
RESUMO ACO CA 50-60

ACO	BIT (mm)	COMPR (m)	PESO (kgf)
60B	5	16	3
50A	16	26	42
Peso Total	60B =		3 kg
Peso Total	50A =		42 kg

ACO	POS	BIT (mm)	QUANT	COMPRIMENTO UNIT (cm)	COMPRIMENTO TOTAL (cm)
PN715/PN716 (X2)					
50A	1	10	16	296	4736
50A	2	10	16	82	1312
60B	3	5	96	92	8832
PN717					
50A	1	10	8	286	2288
50A	2	10	8	110	880
60B	3	5	48	92	4416
PN719/PN720 (X2)					
50A	1	10	16	296	4736
50A	2	10	16	82	1312
60B	3	5	96	92	8832
PN718					
50A	1	10	8	286	2288
50A	2	10	8	110	880
60B	3	5	48	92	4416
P716					
50A	1	10	32	321	10272
60B	2	5	240	144	34560
50A	3	10	8	286	2288
P717					
50A	1	10	32	321	10272
60B	2	5	144	158	22752
60B	3	5	72	92	6624
60B	4	5	144	38	5472
50A	5	10	18	286	5148
50A	6	10	4	113	452
60B	7	5	48	110	5280
P718					
50A	1	10	29	321	9309
60B	2	5	144	124	17856
60B	3	5	72	194	13968
60B	4	5	72	33	2376
50A	5	10	21	286	6006
50A	6	10	8	113	904
60B	7	5	48	92	4416
P719					
50A	1	12.5	16	102	1632
50A	2	10	12	330	3960
60B	3	5	86	120	10320
60B	4	5	43	158	6794
50A	5	12.5	22	286	6292
P720					
50A	1	10	14	321	4494
60B	2	5	96	160	15360
60B	3	5	48	93	4464
60B	4	5	96	38	3648
50A	5	10	14	286	4004
PN721/PN722 (X2)					
50A	1	16	8	158	1264
50A	2	16	12	113	1356
60B	3	5	20	82	1640

RESUMO ACO CA 50-60

ACO	BIT (mm)	COMPR (m)	PESO (kg)
60B	5	1820	291
50A	10	755	476
50A	12.5	79	79
50A	16	26	42
Peso Total	60B =		291 kg
Peso Total	50A =		597 kg

COBRIMENTO DA ARMADURA[1]:

- LAJES = 2.0 cm
- VIGAS E PILARES = 2.5 cm
- BLOCOS, BALDRAMES E CONTENCOES (FACE EM CONTATO COM A TERRA) = 3.0 cm

1. ESSES COBRIMENTOS DEVERAO SER GARANTIDOS COM O USO DE ESPACADORES OU PASTILHAS. COBRIMENTOS ESPECIFICOS EM CONTRARIO AOS VALORES INDICADOS ACIMA, ESTAO INDICADOS NOS DESENHOS DE FORMAS DOS PAVIMENTOS.

NORMAS UTILIZADAS:

NBR-6118/2003 - PROJETO E EXECUCAO DE OBRAS DE CONCRETO ARMADO
NBR-6120/1980 - CARGAS PARA O CALCULO DE ESTRUTURAS DE EDIFICACOES

INDICE:

P716 (14^PAV AO ULTIMO LANCE)

P717 AO P720 (15^PAV AO ULTIMO LANCE)

PN701 AO PN710, PN715 AO PN722

FCK= 30 MPa

EC = 26 GPa (MODULO DE ELASTICIDADE SECANTE AOS 28 DIAS).

A/C = 0,65 (FATOR AGUA CIMENTO)

REV	DATA	DESCRICAO
1	01/06/2011	REVISAO: CORRECAO DOS TITULOS DOS PILARES E INCLUSAO DOS PILARES DO DECK
0	27/04/2010	EMISSAO INICIAL

simetria PROJETOS ESTRUTURAIS
Simetria Engenharia
SIA QUADRA 4C No 51 SALAS 201 a 203
BRASILIA-DF CEP: 71200-045
PABX: (0xx61) 3036-9633
simetria@simetria.eng.br

PROJETO ESTRUTURAL

CLIENTE: DISCO INCORPORADORA E IMOBILIARIA LTDA
OBRA: EDIFICIO RESIDENCIAL OLYMPIQUE — No OBRA:
ENDERECO OBRA: SRIA AREA ESPECIAL 04, LOTES G e H, GUARA-DF
DESCRICAO: ARMACAO DE PILARES - TORRE D - JUNTA G 07/07
DESENHO No: 274-XXX

DESENHISTA	DATA	ESCALA	UNIDADE	No PROJ. SIMETRIA
TQS/VITOR	27/04/2010	1:20	CM	421

ARQUIVO PLT: 421-EST-274-XXX-R01.PLT

PROPRIETARIO: RESPONSAVEL TECNICO

RESPONSAVEL TECNICO PELO PROJETO ESTRUTURAL

SIMETRIA ENGENHARIA E PROJETOS S/C LTDA
CREA:2725/RF

SIMETRIA ENGENHARIA DE PROJETOS S/C LTDA PL C:\TQS\INSULYMPIC JUNTA-G-TORRE D\PILARES ALTERADOS\PILARES\R00707 PLT 01/06/2011 16:36:30