## B808/809
(Esc 1:25)

310/990/220

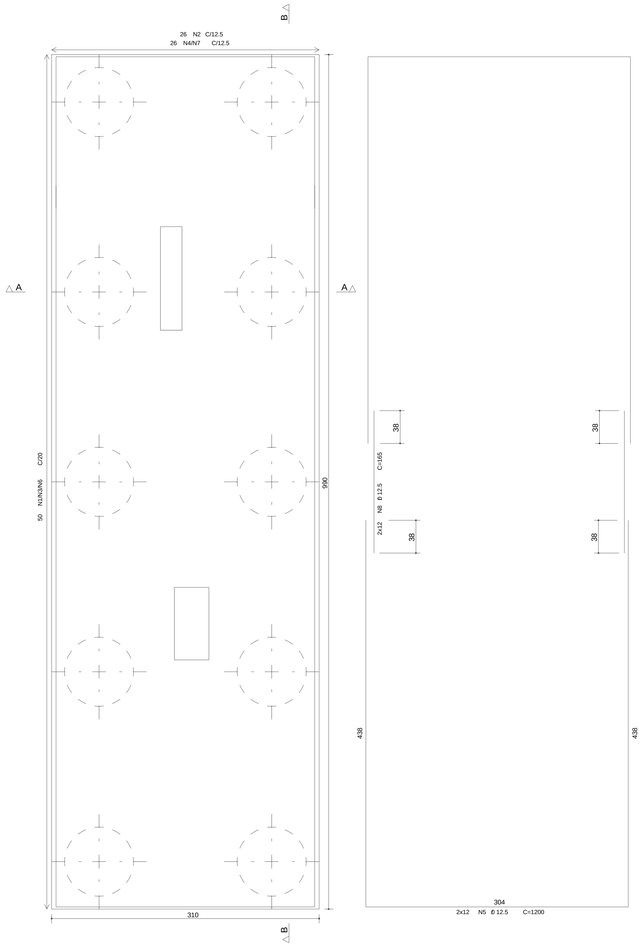





## B816/816A
(Esc 1:25)

330/330/150

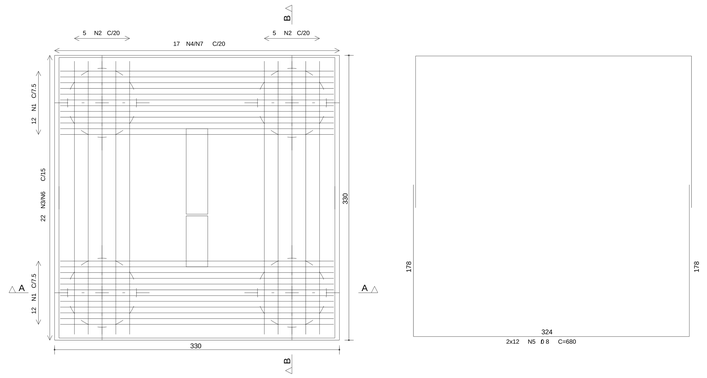


Corte A - A

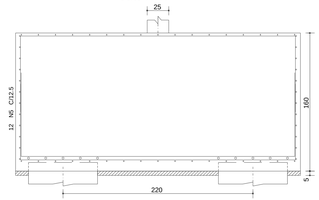


Corte B - B

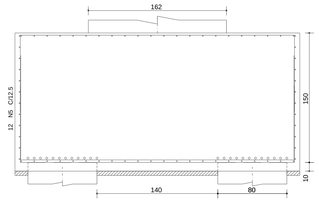





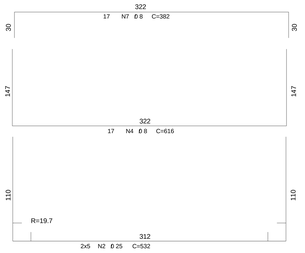


| ACO | POS | BIT (mm) | QUANT | COMPRIMENTO UNIT (cm) | COMPRIMENTO TOTAL (cm) |
|---|---|---|---|---|---|
| B808/809 | | | | | |
| 50A | 1 | 16 | 50 | 442 | 22100 |
| 50A | 2 | 25 | 52 | 483 | 25116 |
| 50A | 3 | 8 | 50 | 731 | 36550 |
| 50A | 4 | 10 | 52 | 600 | 31200 |
| 50A | 5 | 12.5 | 24 | 1200 | 28800 |
| 50A | 6 | 8 | 50 | 363 | 18150 |
| 50A | 7 | 10 | 26 | 1042 | 27092 |
| 50A | 8 | 12.5 | 24 | 165 | 3960 |
| 50A | 9 | 25 | 26 | 436 | 11336 |
| 50A | 10 | 10 | 26 | 306 | 7956 |
| 50A | 11 | 12.5 | 114 | 230 | 26220 |
| 50A | 12 | 8 | 24 | 985 | 23640 |
| 50A | 13 | 8 | 76 | 305 | 23180 |
| B816/816A | | | | | |
| 50A | 1 | 20 | 24 | 491 | 11784 |
| 50A | 2 | 25 | 10 | 532 | 5320 |
| 50A | 3 | 8 | 22 | 611 | 13442 |
| 50A | 4 | 8 | 17 | 616 | 10472 |
| 50A | 5 | 8 | 24 | 680 | 16320 |
| 50A | 6 | 8 | 22 | 383 | 8426 |
| 50A | 7 | 8 | 17 | 382 | 6484 |

| RESUMO ACO CA 50-60 | | | |
|---|---|---|---|
| ACO | BIT (mm) | COMPR (m) | PESO (kg) |
| 50A | 8 | 1567 | 627 |
| 50A | 10 | 662 | 417 |
| 50A | 12.5 | 590 | 590 |
| 50A | 16 | 221 | 354 |
| 50A | 20 | 118 | 295 |
| 50A | 25 | 418 | 1671 |
| Peso Total | 50A = | | 3953 kg |

Corte A - A

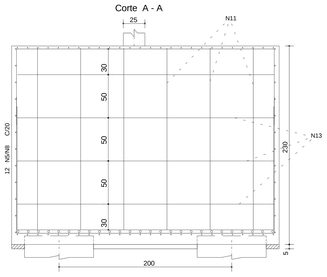


Corte B - B

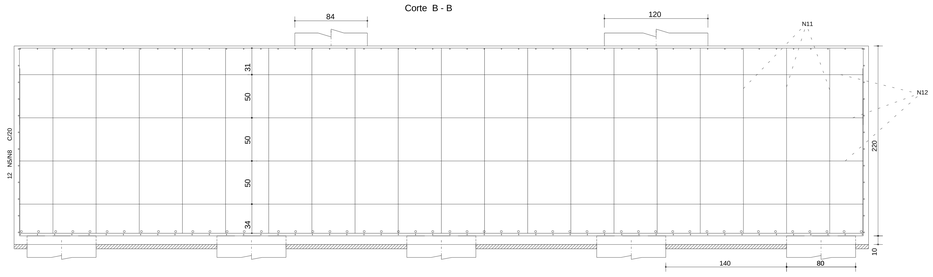


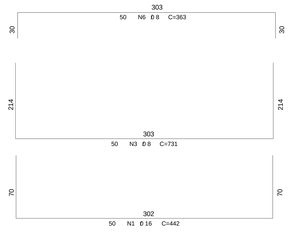


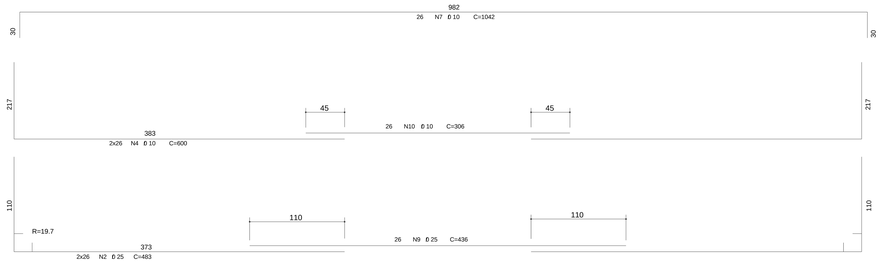


### COBRIMENTO DA ARMADURA:

- LAJES = 2,0 cm
- VIGAS E PILARES = 2,5 cm
- BLOCOS,BALDRAMES E CONTENCOES (FACE EM CONTATO COM A TERRA) = 3,0 cm

1. ESSES COBRIMENTOS DEVERAO SER GARANTIDOS COM O USO DE ESPACADORES OU PASTILHAS.
COBRIMENTOS ESPECIFICOS EM CONTRARIO AOS VALORES INDICADOS ACIMA, ESTAO INDICADOS NOS DESENHOS DE FORMAS DOS PAVIMENTOS.

### NORMAS UTILIZADAS:

NBR-6118/2003 - PROJETO E EXECUCAO DE OBRAS DE CONCRETO ARMADO
NBR-6120/1980 - CARGAS PARA O CALCULO DE ESTRUTURAS DE EDIFICACOES

INDICE:
B808/809, B816/816A

FCK= 35 MPa
EC = 28 GPa (MODULO DE ELASTICIDADE SECANTE AOS 28 DIAS).
A/C = 0,65 (FATOR AGUA CIMENTO)

| REV | DATA | DESCRICAO |
|---|---|---|
| 0 | 15/12/2009 | EMISSAO INICIAL |


simetria PROJETOS ESTRUTURAIS
Simetria Engenharia
SIA QUADRA AC No 51 SALAS 203 a 303
BRASILIA-DF CEP: 71200-045
FABX: (0XX61) 3036-9610
simetria@simetria.eng.br


PROJETO ESTRUTURAL

| | |
|---|---|
| CLIENTE: | DISCO INCORPORADORA E IMOBILIARIA LTDA |
| OBRA: | EDIFICIO RESIDENCIAL — No OBRA: XXX |
| ENDEREOCO OBRA: | SRIA AREA ESPECIAL 04 LOTES G e H - GUARA - DF |
| DESCRICAO: | ARMACAO DOS BLOCOS DE FUNDACAO JUNTA H - TORRE D (05/05) — DESENHO No: 207-XXX |
| DESENHISTA: | TOS/ THIAGO |
| DATA: | 15/12/2009 |
| ESCALA: | 1:25 |
| UNIDADE | CM |
| No PROJ. SIMETRIA: | 421 |
| ARQUIVO PLT | 421 -EST- 207-XXX -R00 .PLT |

PROPRIETARIO: RESPONSAVEL TECNICO:

RESPONSAVEL TECNICO PELO PROJETO ESTRUTURAL
SIMETRIA ENGENHARIA E PROJETOS S/C LTDA
CREA:2725/RF

SIMETRIA ENGENHARIA DE PROJETOS S/C LTDA R: C:\TQS\WINQL\VMPC ZIA\TX41\TORRE D\FUNDACAO\BLOCOS\B05.PLT 15/12/2009 15:53:26