VB618 14/60

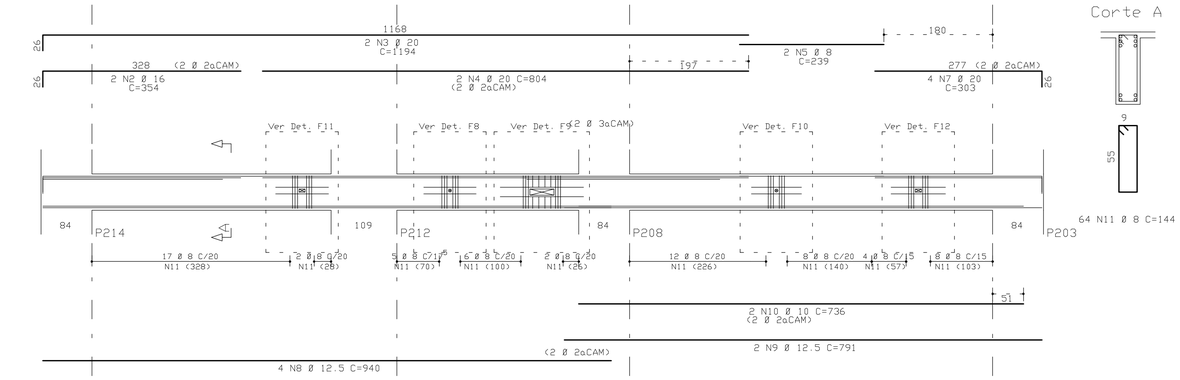

Corte A

64 N11 Ø 8 C=144

Det. F8

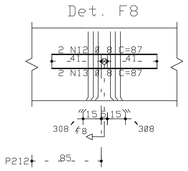

Det. F9

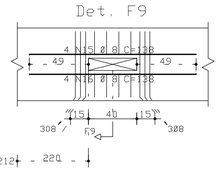

Det. F10

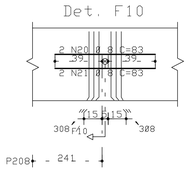

Det. F11

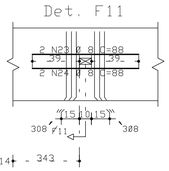

Det. F12

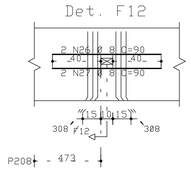

Corte F8

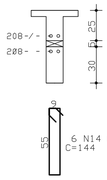

6 N14 Ø 8
C=144

Corte F9

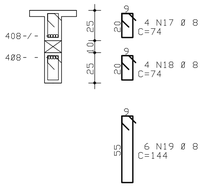

6 N19 Ø 8
C=144

Corte F10

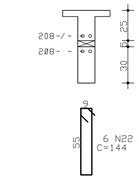

6 N22 Ø 8
C=144

Corte F11

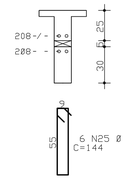

6 N25 Ø 8
C=144

Corte F12

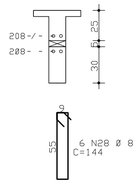

6 N28 Ø 8
C=144

VB619 15/40

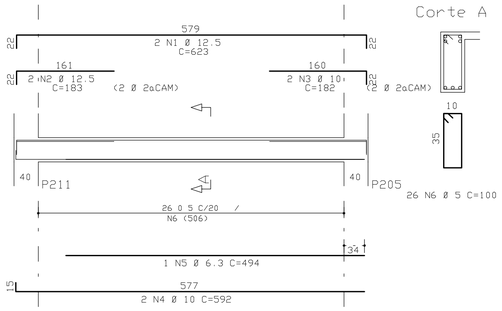

Corte A

26 N6 Ø 5 C=100

VB621 20/40

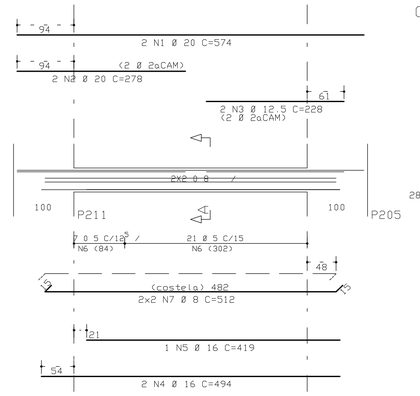

Corte A

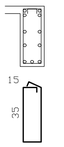

28 N6 Ø 5 C=125

	ACO	POS	BIT (mm)	QUANT	COMPRIMENTO UNIT (cm)	COMPRIMENTO TOTAL (cm)
VB618	(X10)					
	50A	2	16	20	354	7080
	50A	3	20	20	1194	23880
	50A	4	20	20	804	16080
	50A	5	8	20	239	4780
	50A	7	20	40	303	12120
	50A	8	12.5	40	940	37600
	50A	9	12.5	20	791	15820
	50A	10	10	20	736	14720
	50A	11	8	640	144	92160
	50A	12	8	20	87	1740
	50A	13	8	20	87	1740
	50A	14	8	60	144	8640
	50A	15	8	40	138	5520
	50A	16	8	40	138	5520
	50A	17	8	40	74	2960
	50A	18	8	40	74	2960
	50A	19	8	60	144	8640
	50A	20	8	20	83	1660
	50A	21	8	20	83	1660
	50A	22	8	60	144	8640
	50A	23	8	20	88	1760
	50A	24	8	20	88	1760
	50A	25	8	60	144	8640
	50A	26	8	20	90	1800
	50A	27	8	20	90	1800
	50A	28	8	60	144	8640
VB619	(X10)					
	50A	1	12.5	20	623	12460
	50A	2	12.5	20	183	3660
	50A	3	10	20	182	3640
	50A	4	10	20	592	11840
	50A	5	6.3	10	494	4940
	60B	6	5	260	100	26000

	ACO	POS	BIT (mm)	QUANT	COMPRIMENTO UNIT (cm)	COMPRIMENTO TOTAL (cm)
VB620	(X10)					
	50A	1	20	20	738	14760
	50A	2	20	20	368	7360
	50A	3	12.5	20	307	6140
	50A	4	20	20	327	6540
	50A	5	12.5	20	281	5620
	50A	6	10	20	123	2460
	50A	7	20	20	634	12680
	50A	8	12.5	20	560	11200
	50A	9	6.3	20	130	2600
	50A	10	8	40	153	6120
	50A	11	8	250	164	41000
	50A	12	8	80	101	8080
	50A	13	6.3	80	552	44160
VB621	(X10)					
	50A	1	20	20	574	11480
	50A	2	20	20	278	5560
	50A	3	12.5	20	228	4560
	50A	4	16	20	494	9880
	50A	5	16	10	419	4190
	60B	6	5	280	125	35000
	50A	7	8	40	512	20480
VB622	(X10)					
	50A	1	20	20	739	14780
	50A	2	20	20	323	6460
	50A	3	20	20	308	6160
	50A	4	10	20	120	2400
	50A	5	20	20	590	11800
	50A	6	6.3	20	125	2500
	50A	7	6.3	340	161	54740
	50A	8	6.3	80	150	12000
	50A	9	6.3	80	546	43680
	50A	10	8	100	95	9500
VB623	(X10)					
	50A	1	10	20	479	9580
	50A	2	10	20	468	9360
	60B	3	5	200	138	27600
VB624	(X20)					
	50A	1	20	80	411	32880
	50A	2	8	40	372	14880
	50A	3	12.5	40	341	13640
	50A	4	8	40	160	6400
	50A	5	8	480	153	73440
	50A	6	8	120	309	37080
VB627	(X10)					
	50A	1	10	20	480	9600
	50A	2	10	20	447	8940
	50A	3	6.3	210	150	31500
	60B	4	5	40	423	16920
VSEB601	(X10)					
	50A	1	12.5	20	221	4420
	50A	2	10	20	150	3000
	50A	3	6.3	50	150	7500
	50A	4	6.3	60	148	8880

RESUMO ACO CA 50-60			
ACO	BIT (mm)	COMPR (m)	PESO (kg)
60B	5	1055	169
50A	6.3	2125	531
50A	8	3880	1552
50A	10	755	476
50A	12.5	1151	1151
50A	16	212	338
50A	20	1825	4564
Peso Total	60B =		169 kg
Peso Total	50A =		8612 kg

VB620 14/VAR

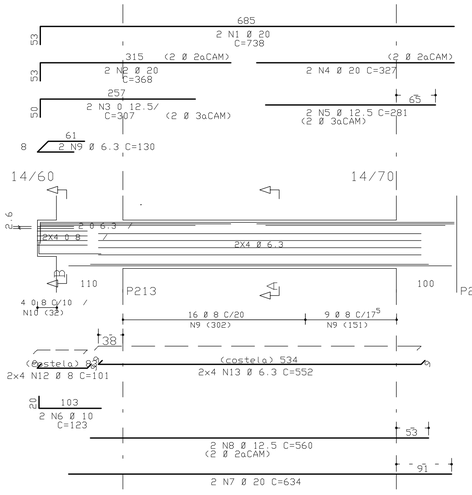

Corte A

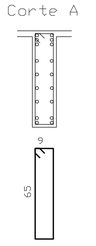

25 N11 Ø 8 C=164

Corte B

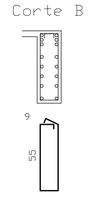

4 N10 Ø 8 C=153

VB622 14/VAR

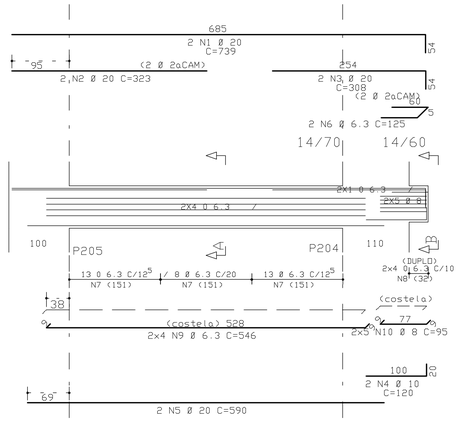

Corte A

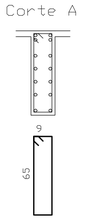

34 N7 Ø 6.3 C=161

Corte B

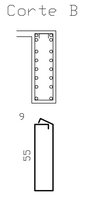

8 N8 Ø 6.3 C=150

VB624/VB625 14/60

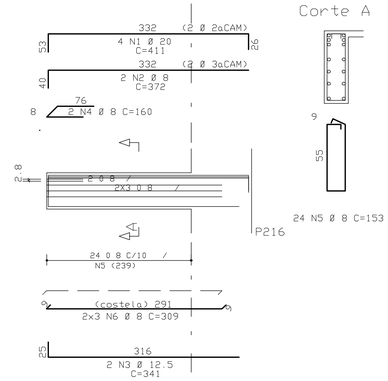

Corte A

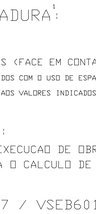

24 N5 Ø 8 C=153

VB623 14/60

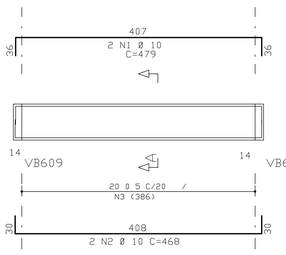

Corte A

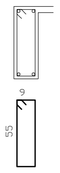

20 N3 Ø 5 C=138

VB627 14/60

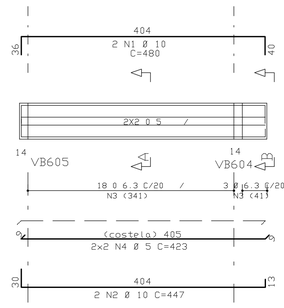

Corte A

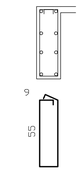

18 N3 Ø 6.3 C=150

Corte B

3 N3 Ø 6.3 C=150

VSEB601 14/60

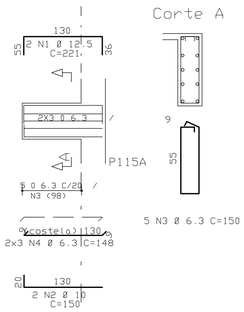

Corte A

5 N3 Ø 6.3 C=150

COBRIMENTO DA ARMADURA[1]:

- LAJES = 2.0 cm
- VIGAS E PILARES = 2.5 cm
- BLOCOS, BALDRAMES E CONTENCOES (FACE EM CONTATO COM A TERRA) = 3.0 cm

1. ESSES COBRIMENTOS DEVERAO SER GARANTIDOS COM O USO DE ESPACADORES OU PASTILHAS.
   COBRIMENTOS ESPECIFICOS EM CONTRARIO AOS VALORES INDICADOS ACIMA, ESTAO INDICADOS NOS DESENHOS DE FORMAS DOS PAVIMENTOS.

NORMAS UTILIZADAS:

NBR-6118/2003 - PROJETO E EXECUCAO DE OBRAS DE CONCRETO ARMADO
NBR-6120/1980 - CARGAS PARA O CALCULO DE ESTRUTURAS DE EDIFICACOES

INDICE:

VB618 A VB625 / VB627 / VSEB601

FCK= 30 MPa

EC = 26 GPa (MODULO DE ELASTICIDADE SECANTE AOS 28 DIAS).

A/C = 0,65 (FATOR AGUA CIMENTO)

REV	DATA	DESCRICAO
0	26/10/2009	EMISSAO INICIAL

Simetria Engenharia
PROJETOS ESTRUTURAIS
SIA QUADRA 4C No 51 SALAS 201 a 203
BRASILIA-DF CEP: 71200-045
PABX: (0XX61) 3036-9633
simetria@simetria.eng.br

PROJETO ESTRUTURAL

CLIENTE: DISCO INCORPORADORA E IMOBILIARIA LTDA
OBRA: EDIFICIO RESIDENCIAL OLYMPIQUE — No OBRA: 001
ENDERECO OBRA: SRIA AREA ESPECIAL 04 LOTES G e H - GUARA/DF
DESCRICAO: ARMACAO DAS VIGAS DO 7o AO 16o PAVIMENTOS TORRE A - JUNTA B (02/02)
DESENHO No: 188-XXX

DESENHISTA:	DATA:	ESCALA:	UNIDADE	No PROJ. SIMETRIA:
TGS/HELENA	26/10/2009	1:50	cm	421

ARQUIVO PLT: 421-EST-188-XXX-R00.PLT

PROPRIETARIO:

RESPONSAVEL TECNICO

RESPONSAVEL TECNICO PELO PROJETO ESTRUTURAL

SIMETRIA ENGENHARIA E PROJETOS S/C LTDA
CREA:8725/RF

SIMETRIA ENGENHARIA DE PROJETOS S/C LTDA PL VIG 7 A 16-02.PLT 26/10/2009 08:30:06