VB628 14/60

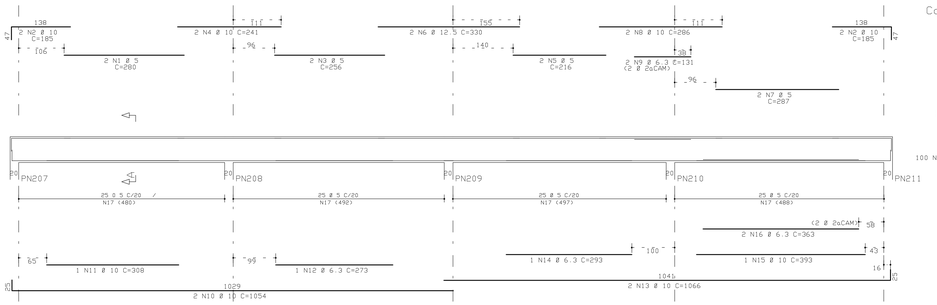

Corte A

100 N17 Ø 5 C=138

VB630 14/60

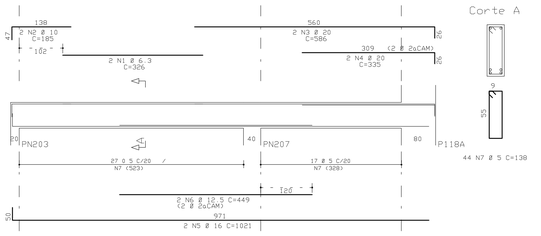

Corte A

44 N7 Ø 5 C=138

ACO	POS	BIT (mm)	QUANT	COMPRIMENTO UNIT (cm)	COMPRIMENTO TOTAL (cm)
VB628					
60B	1	5	2	280	560
50A	2	10	4	180	720
60B	3	5	2	256	512
50A	4	10	2	241	482
60B	5	5	2	216	432
50A	6	12.5	2	330	660
60B	7	5	2	287	574
50A	8	10	2	286	572
50A	9	6.3	2	131	262
50A	10	10	2	1054	2108
50A	11	10	1	308	308
50A	12	6.3	1	273	273
50A	13	10	2	1066	2130
50A	14	6.3	1	293	293
50A	15	10	1	393	393
50A	16	6.3	2	363	726
60B	17	5	100	138	13800
VB629					
50A	1	16	1	878	878
50A	2	6.3	1	300	300
50A	3	16	1	973	973
50A	4	12.5	1	482	482
50A	5	12.5	1	286	286
50A	6	12.5	1	501	501
50A	7	10	2	266	532
50A	8	20	2	792	1584
50A	9	8	2	337	674
50A	10	20	2	465	930
50A	11	12.5	1	754	754
50A	12	12.5	1	640	640
50A	13	10	3	470	1410
50A	14	10	7	484	3388
50A	15	12.5	2	970	1940
50A	16	12.5	2	638	1276
50A	17	8	172	297	51428
50A	18	8	6	1043	6258
50A	19	8	6	541	3246
50A	20	8	6	1028	6168
VB630					
50A	1	6.3	2	306	612
50A	2	10	2	185	370
50A	3	20	2	586	1172
50A	4	20	2	335	670
50A	5	16	2	1021	2042
50A	6	12.5	2	449	898
60B	7	5	44	138	6072
VB631					
50A	1	6.3	2	376	752
50A	2	10	4	185	740
50A	3	10	2	472	944
50A	4	20	2	1017	2034
50A	5	10	2	885	1770
60B	6	5	44	138	6072
VB632					
50A	1	6.3	2	376	752
50A	2	10	4	185	740
50A	3	10	2	446	892
50A	4	20	2	1023	2046
50A	5	16	2	978	1956
50A	6	6.3	27	141	3807
50A	7	6.3	17	150	2550
60B	8	5	4	370	1480
VB633					
60B	1	5	2	256	712
50A	2	12.5	2	213	426
50A	3	10	2	414	828
50A	4	16	2	954	1908
50A	5	16	2	657	1314
60B	6	5	42	138	5796
VB634					
60B	1	5	2	214	428
50A	2	20	2	735	1470
50A	3	20	2	471	942
50A	4	10	2	584	1168
50A	5	20	2	434	868
50A	6	20	2	297	594
50A	7	6.3	46	141	6486

RESUMO ACO CA 50-60

ACO	BIT (mm)	COMPR (m)	PESO (kg)
60B	5	364	58
50A	6.3	169	42
50A	8	678	271
50A	10	195	123
50A	12.5	79	79
50A	16	91	145
50A	20	123	309
Peso Total	60B =		58 kg
Peso Total	50A =		968 kg

VB629 20/60

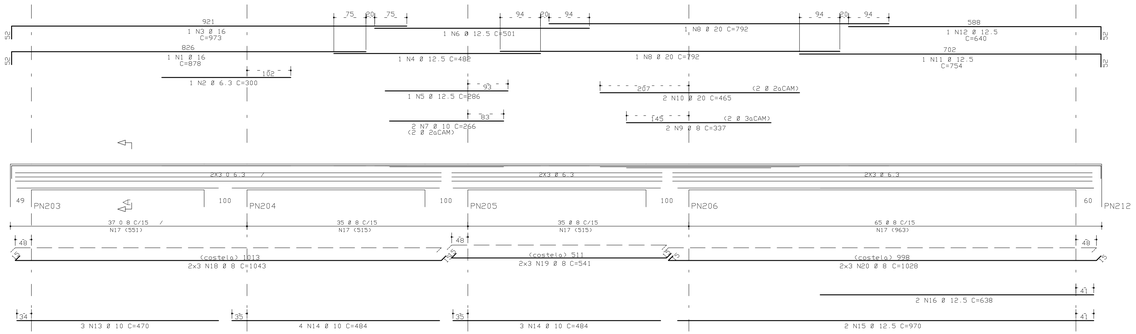

Corte A

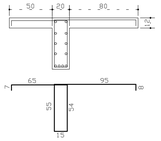

172 N17 Ø 8 C=299

VB631 14/60

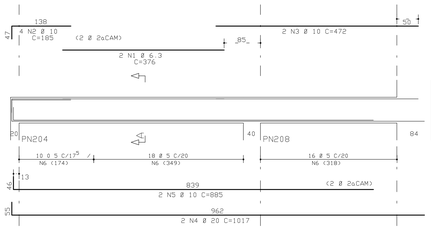

Corte A

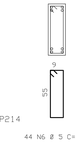

44 N6 Ø 5 C=138

VB632 14/60

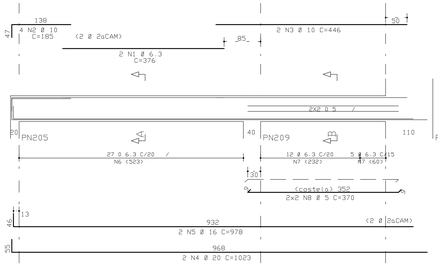

Corte A

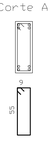

27 N6 Ø 6.3 C=141

Corte B

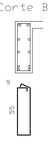

17 N7 Ø 6.3 C=150

VB633 14/60

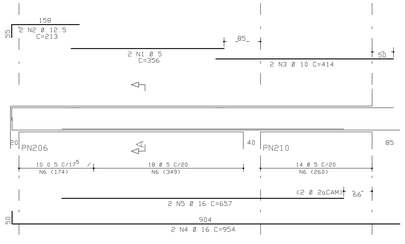

Corte A

42 N6 Ø 5 C=138

VB634 14/60

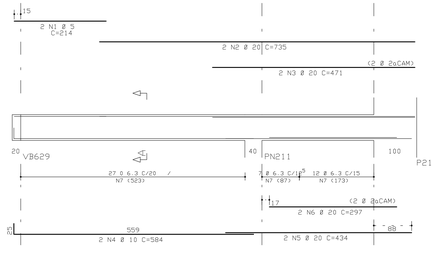

Corte A

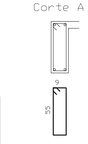

46 N7 Ø 6.3 C=141

COBRIMENTO DA ARMADURA:

- LAJES = 2.0 cm
- VIGAS E PILARES = 2.5 cm
- BLOCOS, BALDRAMES E CONTENCOES (FACE EM CONTATO COM A TERRA) = 3.0 cm

1. ESSES COBRIMENTOS DEVERAO SER GARANTIDOS COM O USO DE ESPACADORES OU PASTILHAS.
   COBRIMENTOS ESPECIFICOS EM CONTRARIO AOS VALORES INDICADOS ACIMA. ESTAO INDICADOS NOS DESENHOS DE FORMAS DOS PAVIMENTOS.

NORMAS UTILIZADAS:

NBR-6118/2003 - PROJETO E EXECUCAO DE OBRAS DE CONCRETO ARMADO
NBR-6120/1980 - CARGAS PARA O CALCULO DE ESTRUTURAS DE EDIFICACOES

INDICE:

VB628 A VB634

FCK= 30 MPa
EC = 26 GPa (MODULO DE ELASTICIDADE SECANTE AOS 28 DIAS).
A/C = 0,65 (FATOR AGUA CIMENTO)

REV	DATA	DESCRICAO
0	14/10/2009	EMISSAO INICIAL

Simetria Engenharia
SIA QUADRA 4C No 51 SALAS 201 A 203
BRASILIA - DF CEP: 71200-000 CX 045
FONE: (0061) 3036-9633
s.metria@simetria.eng.br

PROJETO ESTRUTURAL

CLIENTE: DISCO INCORPORADORA E IMOBILIARIA LTDA
OBRA: EDIFICIO RESIDENCIAL OLYMPIQUE — No OBRA: 001
ENDERECO OBRA: SRIA AREA ESPECIAL 04 LOTES G e H - GUARA/DF
DESCRICAO: ARMACAO DAS VIGAS DO 2o PAVIMENTO
TORRE A - JUNTA B
DESENHO No: 175-XXX

DESENHISTA:	DATA:	ESCALA:	UNIDADE	No PROJ. SIMETRIA
TGS/HELENA	14/10/2009	1:50	cm	421

ARQUIVO PLT: 421-EST-175-XXX-R00.PLT

PROPRIETARIO: RESPONSAVEL TECNICO:

RESPONSAVEL TECNICO PELO PROJETO ESTRUTURAL

SIMETRIA ENGENHARIA E PROJETOS S/C LTDA
CREA-2725/DF

SIMETRIA ENGENHARIA DE PROJETOS S/C LTDA PC VIOF QRAV 8-03.PLT 14/10/2009 07:30:17