VF301 20/60

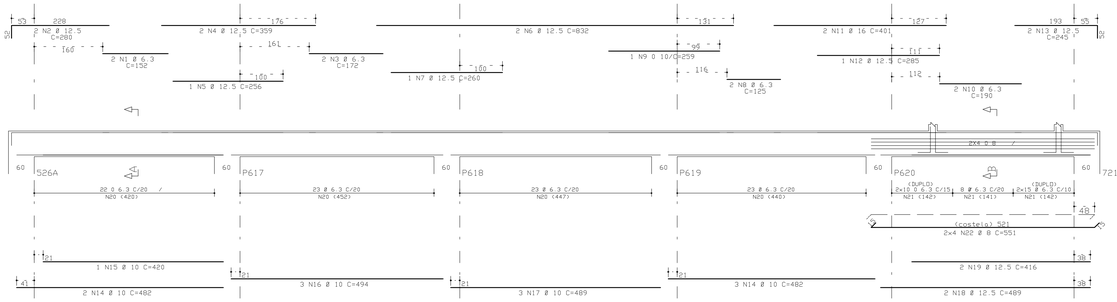

Corte A

Corte B

91 N20 Ø 6.3 C=153 58 N21 Ø 6.3 C=168

VF302 30/45

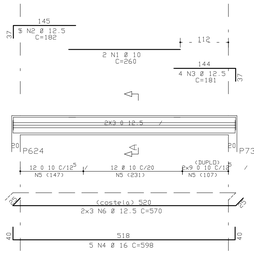

Corte A

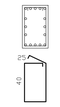

VF306 14/60

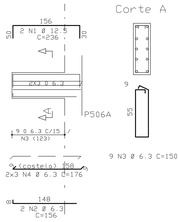

Corte A

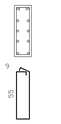

9 N3 Ø 6.3 C=150

	ACO	POS.	BIT (mm)	QUANT.	COMPRIMENTO UNIT (cm)	COMPRIMENTO TOTAL (cm)
VF301	50A	1	6.3	2	152	304
	50A	2	12.5	2	280	560
	50A	3	6.3	2	172	344
	50A	4	12.5	2	359	718
	50A	5	12.5	1	256	256
	50A	6	12.5	2	832	1664
	50A	7	12.5	1	260	260
	50A	8	6.3	2	125	250
	50A	9	10	1	259	259
	50A	10	6.3	2	190	380
	50A	11	16	2	401	802
	50A	12	12.5	1	285	285
	50A	13	12.5	2	245	490
	50A	14	10	5	482	2410
	50A	15	10	1	420	420
	50A	16	10	3	494	1482
	50A	17	10	2	489	1467
	50A	18	12.5	2	489	978
	50A	19	12.5	3	416	832
	50A	20	6.3	91	153	13923
	50A	21	6.3	58	168	9744
	50A	22	8	8	551	4408
VF302	50A	1	10	2	260	520
	50A	2	12.5	5	182	910
	50A	3	12.5	4	181	724
	50A	4	16	5	598	2990
	50A	5	10	42	175	7350
	50A	6	12.5	6	570	3420
VF303	50A	1	6.3	2	195	390
	50A	2	12.5	2	193	386
	50A	3	6.3	2	209	418
	50A	4	16	2	388	776
	50A	5	16	1	201	201
	50A	6	12.5	3	177	531
	50A	7	10	2	542	1084
	50A	8	6.3	1	226	226
	50A	9	12.5	2	553	1106
	50A	10	12.5	1	319	319
	50A	11	6.3	56	113	6328
VF304	50A	1	12.5	4	135	540
	50A	2	12.5	4	223	892
	50A	3	12.5	4	344	1376
	50A	4	6.3	36	128	4608
	50A	5	8	4	577	2308
	50A	6	8	4	70	280
VF305	50A	1	10	2	573	1146
	50A	2	10	2	148	296
	50A	3	6.3	2	157	314
	50A	4	10	2	574	1148
	60B	5	25	2	98	2450
VF306	50A	1	12.5	2	236	472
	50A	2	6.3	2	156	312
	50A	3	6.3	9	150	1350
	50A	4	6.3	6	176	1056
VF307 (XP)	50A	1	8	4	251	1004
	50A	2	8	4	255	1020
	60B	3	5	20	98	1960
VF309	50A	1	6.3	2	196	392
	50A	2	12.5	2	192	384
	50A	3	8	2	156	312
	50A	4	16	2	233	466
	50A	5	16	2	596	1192
	50A	6	10	2	290	580
	50A	7	6.3	39	150	5850
	60B	8	5	6	533	3198
VF310	60B	1	5	2	203	406
	50A	2	12.5	2	199	398
	50A	3	12.5	2	196	392
	50A	4	10	2	546	1092
	50A	5	6.3	1	402	402
	60B	6	5	31	150	4650
VF311	60B	1	5	2	203	406
	50A	2	12.5	2	199	398
	50A	3	12.5	2	196	392
	50A	4	10	2	546	1092
	50A	5	6.3	1	402	402
	60B	6	5	31	150	4650
VF312	60B	1	5	2	188	376
	50A	2	12.5	2	247	494
	50A	3	6.3	1	166	166
	50A	4	12.5	2	191	382
	50A	5	10	2	573	1146
	50A	6	6.3	1	401	401
	60B	7	5	33	150	4950
VF312A	50A	1	12.5	2	590	1180
	50A	2	12.5	2	593	1186
	50A	3	12.5	2	219	219
	50A	4	6.3	30	153	4590
	50A	1	12.5	2	595	1190
	50A	2	12.5	1	192	192
	60B	3	5	2	211	422
	50A	4	12.5	2	244	488
	50A	5	6.3	1	115	115
	50A	6	10	2	151	302
	50A	7	10	3	558	1674
	50A	8	10	2	519	1038
	50A	9	6.3	1	291	291
	60B	10	5	32	150	4800
	60B	11	5	32	120	3840
VF313	50A	1	6.3	2	112	224
	50A	2	16	4	253	1012
	50A	3	20	3	313	939
	50A	4	12.5	4	570	2280
	50A	5	6.3	29	123	3567
VF314	50A	1	20	4	465	1860
	50A	2	20	2	416	832
	50A	3	20	1	318	318
	50A	4	6.3	19	123	2337
VF315	50A	1	20	2	808	1616
	60B	2	5	2	126	252
	50A	3	10	2	269	538
	60B	4	5	2	235	470
	50A	5	20	2	379	758
	50A	6	10	2	163	326
	50A	7	10	2	548	1096
	50A	8	10	2	422	844
	50A	9	10	2	432	864
	50A	10	6.3	1	337	337
	50A	11	10	2	546	1092
	50A	12	10	1	302	302
	60B	13	5	97	120	11640
VF316	50A	1	6.3	2	398	796
	50A	2	10	2	163	326
	50A	3	10	3	567	1701
	50A	4	6.3	2	457	914
	50A	5	6.3	30	141	4230
VF323	50A	1	6.3	2	192	384
	50A	2	16	3	307	921
	50A	3	12.5	2	211	422
	50A	4	20	2	869	1738
	50A	5	16	2	304	608
	50A	6	6.3	4	191	764
	50A	7	20	2	305	610
	50A	8	6.3	2	103	206
	50A	9	20	2	481	962
	50A	10	20	2	316	632
	50A	11	16	1	373	373
	50A	12	8	2	266	532
	50A	13	16	2	892	1784
	50A	14	16	1	199	199
	50A	15	10	2	163	326
	50A	16	12.5	2	669	1338
	50A	17	12.5	1	555	555
	50A	18	16	3	422	1266
	50A	19	12.5	2	637	1274
	50A	20	10	2	485	970
	50A	21	10	2	962	1920
	50A	22	10	2	424	848
	50A	23	8	1	373	373
	50A	24	10	2	556	1112
	50A	25	6.3	1	330	330
	50A	26	6.3	147	123	18081

VF303 20/40

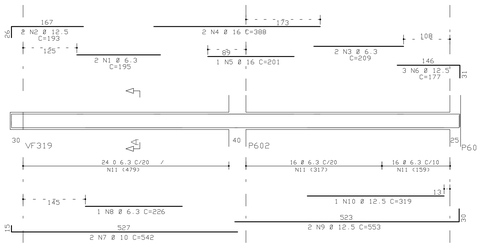

Corte A

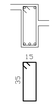

56 N11 Ø 6.3 C=113

VF304 20/40

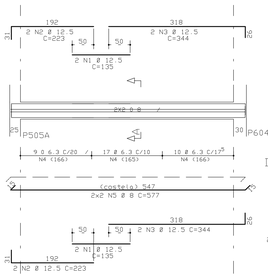

Corte A

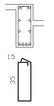

36 N4 Ø 6.3 C=128

Detalhe do canto em planta

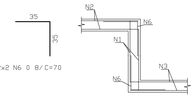

VF305 14/40

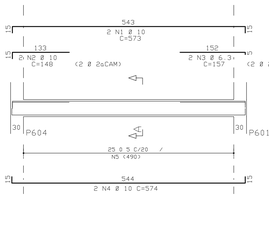

Corte A

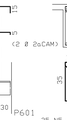

25 N5 Ø 5 C=98

VF307/VF308 14/40

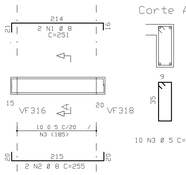

Corte A

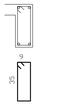

10 N3 Ø 5 C=98

VF309 14/60

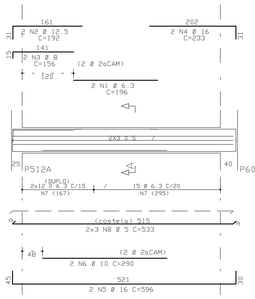

Corte A

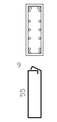

39 N7 Ø 6.3 C=150

VF310 20/60

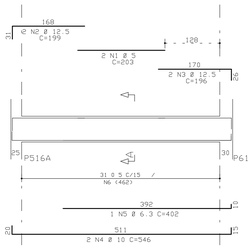

Corte A

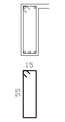

31 N6 Ø 5 C=150

VF311 20/60

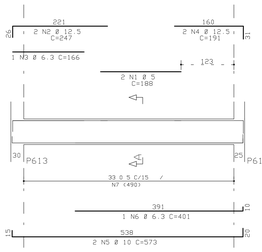

Corte A

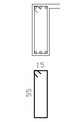

33 N7 Ø 5 C=150

VF312 20/60

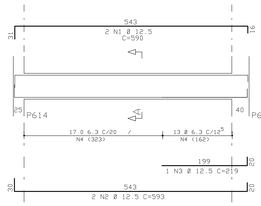

Corte A

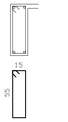

30 N4 Ø 6.3 C=153

VF313 25/40

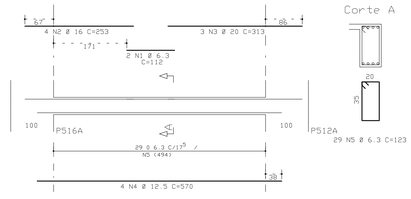

Corte A

29 N5 Ø 6.3 C=123

RESUMO ACO CA 50-60			
ACO	BIT (mm)	COMPR (m)	PESO (kg)
60B	5	394	63
50A	6.3	843	211
50A	8	102	41
50A	10	357	225
50A	12.5	291	291
50A	16	126	291
50A	20	103	257
Peso Total	60B =		63 kg
Peso Total	50A =		1226 kg

VF312A

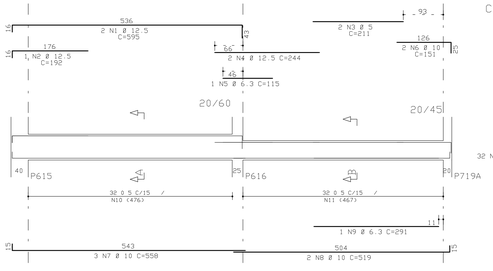

Corte A

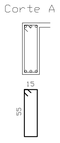

32 N10 Ø 5 C=150

Corte B

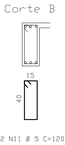

32 N11 Ø 5 C=120

VF314 25/40

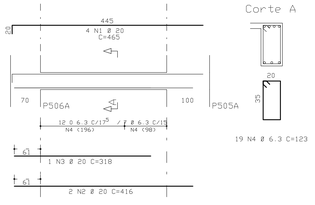

Corte A

19 N4 Ø 6.3 C=123

VF315 20/45

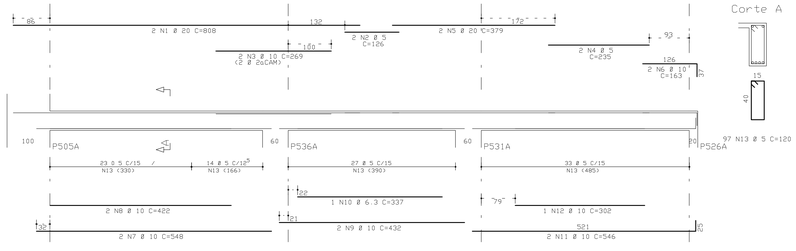

Corte A

97 N13 Ø 5 C=120

COBRIMENTO DA ARMADURA[1]:

- LAJES = 2.0 cm
- VIGAS E PILARES = 2.5 cm
- BLOCOS, BALDRAMES E CONTENCOES (FACE EM CONTATO COM A TERRA) = 3.0 cm

1. ESSES COBRIMENTOS DEVERAO SER GARANTIDOS COM O USO DE ESPACADORES OU PASTILHAS.
   COBRIMENTOS ESPECIFICOS EM CONTRARIO AOS VALORES INDICADOS ACIMA, ESTAO INDICADOS NOS DESENHOS DE FORMAS DOS PAVIMENTOS.

NORMAS UTILIZADAS:

NBR-6118/2003 - PROJETO E EXECUCAO DE OBRAS DE CONCRETO ARMADO
NBR-6120/1980 - CARGAS PARA O CALCULO DE ESTRUTURAS DE EDIFICACOES

INDICE:

VF301 A VF316 / VF312A / VF323

FCK= 35 MPa

EC = 28 GPa (MODULO DE ELASTICIDADE SECANTE AOS 28 DIAS).

A/C = 0,65 (FATOR AGUA CIMENTO)

VF316 14/60

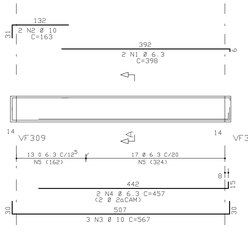

Corte A

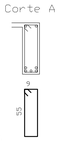

30 N5 Ø 6.3 C=141

VF323 20/45

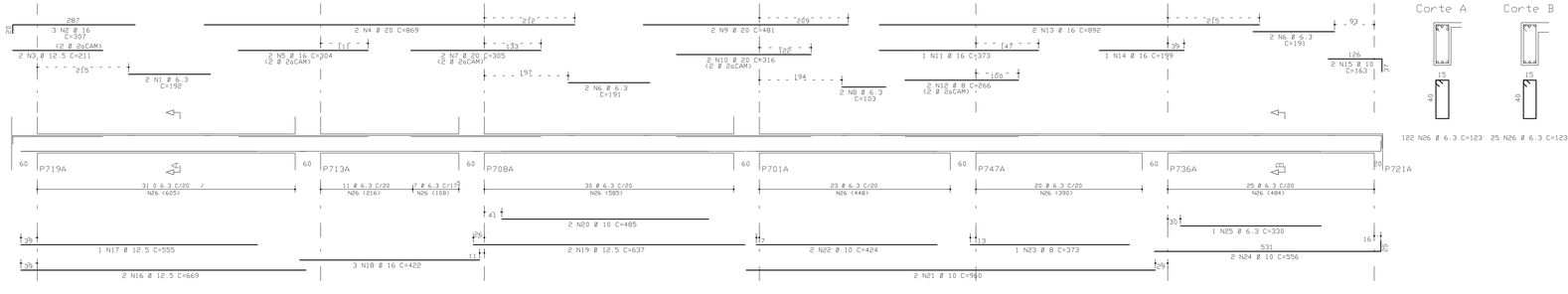

Corte A

122 N26 Ø 6.3 C=123

Corte B

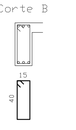

25 N26 Ø 6.3 C=123

REV.	DATA	DESCRICAO
0	09/07/2009	EMISSAO INICIAL

Simetria Engenharia
SIA QUADRA. 02 No 51 GALAI 201 A 203
BRASILIA - DF CEP: 71200-020 - CAIXA 045
FABX: (0061) 3036-9620
simetria@simetria.eng.br

PROJETO ESTRUTURAL

CLIENTE: DISCO INCORPORADORA E IMOBILIARIA LTDA

OBRA: EDIFICIO RESIDENCIAL OLIMPIQUE — No OBRA: 001

ENDERECO OBRA: SRIA AREA ESPECIAL 04 LOTES G e H - GUARA/DF

DESCRICAO: ARMACAO DAS VIGAS DO TERREO TORRE C - JUNTA F (01/02) — DESENHO No: 128-XXX

DESENHISTA:	DATA:	ESCALA:	UNIDADE	No PROJ. SIMETRIA
TGO/HELENA	09/07/2009	1:50	cm	421

ARQUIVO PLT: 421-EST-128/XXX-R00.PLT

PROPRIETARIO: RESPONSAVEL TECNICO

RESPONSAVEL TECNICO PELO PROJETO ESTRUTURAL

SIMETRIA ENGENHARIA E PROJETOS S/C LTDA
CREA-0725/DF

SIMETRIA ENGENHARIA DE PROJETOS S/C LTDA PL VIG TER F-01 PLT 09/07/2009 11:27:38