VB319 20/40

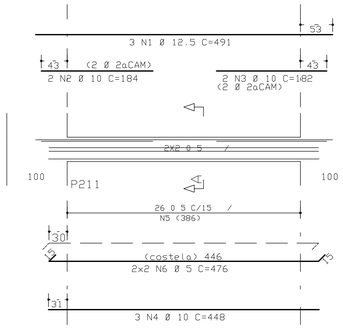

Corte A

VB322 50/VAR

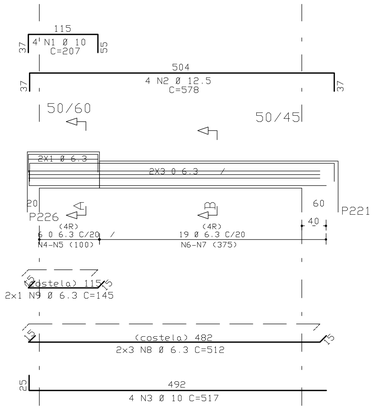

Corte A

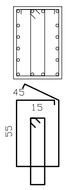

6 N4 Ø 6.3 C=258
6 N5 Ø 6.3 C=153

Corte B

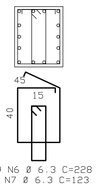

19 N6 Ø 6.3 C=228
19 N7 Ø 6.3 C=123

VSEB301 14/60

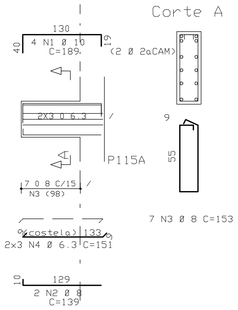

Corte A

7 N3 Ø 8 C=153

	ACO	POS	BIT (mm)	QUANT	COMPRIMENTO UNIT (cm)	COMPRIMENTO TOTAL (cm)
VB319						
	50A	1	12.5	3	491	1473
	50A	2	10	2	184	368
	50A	3	10	2	182	364
	50A	4	10	3	448	1344
	60B	5	5	26	125	3250
	60B	6	5	4	476	1904
VB320						
	50A	1	10	4	145	580
	50A	2	10	4	207	828
	50A	3	16	5	208	1040
	50A	4	20	6	277	1662
	50A	5	20	4	578	2312
	50A	6	20	4	399	1596
	50A	7	20	3	278	834
	50A	8	10	8	255	2040
	50A	9	10	11	415	4565
	50A	10	10	11	193	2123
	50A	11	10	19	385	7315
	50A	12	10	19	163	3097
	60B	13	5	6	530	3180
	50A	14	8	2	163	326

	ACO	POS	BIT (mm)	QUANT	COMPRIMENTO UNIT (cm)	COMPRIMENTO TOTAL (cm)
VB321						
	50A	1	8	4	163	652
	50A	2	12.5	5	173	865
	50A	3	20	6	237	1422
	50A	4	20	4	321	1284
	50A	5	20	2	238	476
	50A	6	20	2	185	370
	50A	7	20	4	654	2616
	50A	8	20	5	474	2370
	50A	9	8	6	351	2106
	50A	10	8	6	176	1056
	50A	11	8	22	321	7062
	50A	12	8	22	146	3212
	50A	13	12.5	10	360	3600
	50A	14	12.5	10	185	1850
	50A	15	6.3	2	153	306
	50A	16	6.3	2	143	286
	50A	17	6.3	6	642	3852
	50A	18	10	4	207	828
VB322						
	50A	1	10	4	207	828
	50A	2	12.5	4	578	2312
	50A	3	10	4	517	2068
	50A	4	6.3	6	258	1548
	50A	5	6.3	6	153	918
	50A	6	6.3	19	228	4332
	50A	7	6.3	19	123	2337
	50A	8	6.3	6	512	3072
	50A	9	6.3	2	145	290
VB323						
	50A	1	20	2	892	1784
	50A	2	6.3	2	253	506
	50A	3	6.3	2	173	346
	50A	4	20	2	333	666
	50A	5	16	2	780	1560
	50A	6	16	1	289	289
	50A	7	6.3	2	285	570
	50A	8	16	1	290	290
	50A	9	16	3	259	777
	50A	10	20	2	576	1152
	50A	11	20	1	515	515
	50A	12	10	4	617	2468
	50A	13	10	3	386	1158
	50A	14	12.5	2	682	1364
	50A	15	12.5	2	565	1130
	50A	16	8	30	171	5130
	50A	17	6.3	23	168	3864
	50A	18	6.3	77	153	11781
	60B	19	5	6	518	3108
VSEB301						
	50A	1	10	4	189	756
	50A	2	8	2	139	278
	50A	3	8	7	153	1071
	50A	4	6.3	6	151	906

VB320 100/VAR

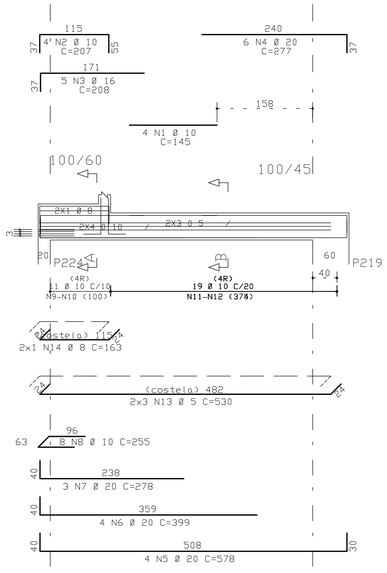

Corte A

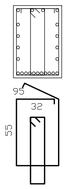

11 N9 Ø 10 C=415
11 N10 Ø 10 C=193

Corte B

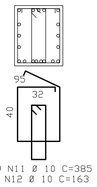

19 N11 Ø 10 C=385
19 N12 Ø 10 C=163

VB321 80/VAR

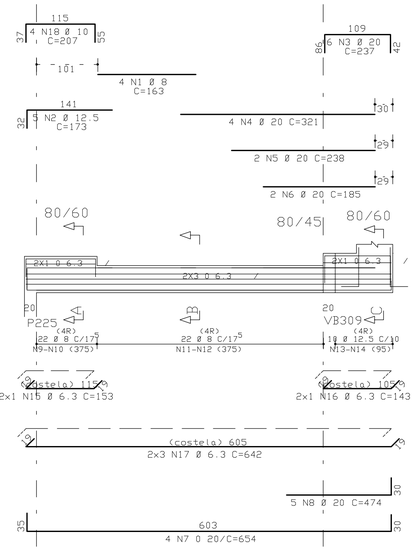

Corte A

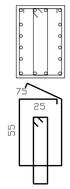

6 N9 Ø 8 C=351
6 N10 Ø 8 C=176

Corte B

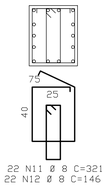

22 N11 Ø 8 C=321
22 N12 Ø 8 C=146

Corte C

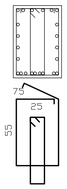

10 N13 Ø 12.5 C=360
10 N14 Ø 12.5 C=185

RESUMO ACO CA 50-60			
ACO	BIT (mm)	COMPR (m)	PESO (kg)
60B	5	114	18
50A	6.3	349	87
50A	8	209	84
50A	10	307	194
50A	12.5	126	126
50A	16	40	63
50A	20	191	476
Peso Total	60B =		18 kg
Peso Total	50A =		1030 kg

COBRIMENTO DA ARMADURA[1]:

- LAJES = 2.0 cm
- VIGAS E PILARES = 2,5 cm
- BLOCOS, BALDRAMES E CONTENCOES (FACE EM CONTATO COM A TERRA) = 3.0 cm

1. ESSES COBRIMENTOS DEVERAO SER GARANTIDOS COM O USO DE ESPACADORES OU PASTILHAS.
COBRIMENTOS ESPECIFICOS EM CONTRARIO AOS VALORES INDICADOS ACIMA, ESTAO INDICADOS NOS DESENHOS DE FORMAS DOS PAVIMENTOS.

NORMAS UTILIZADAS:

NBR-6118/2003 - PROJETO E EXECUCAO DE OBRAS DE CONCRETO ARMADO
NBR-6120/1980 - CARGAS PARA O CALCULO DE ESTRUTURAS DE EDIFICACOES

INDICE:

VB319 A VB323 / VSEB301

FCK= 35 MPa

EC = 28 GPa (MODULO DE ELASTICIDADE SECANTE AOS 28 DIAS).

A/C = 0,65 (FATOR AGUA CIMENTO)

VB323 20/60

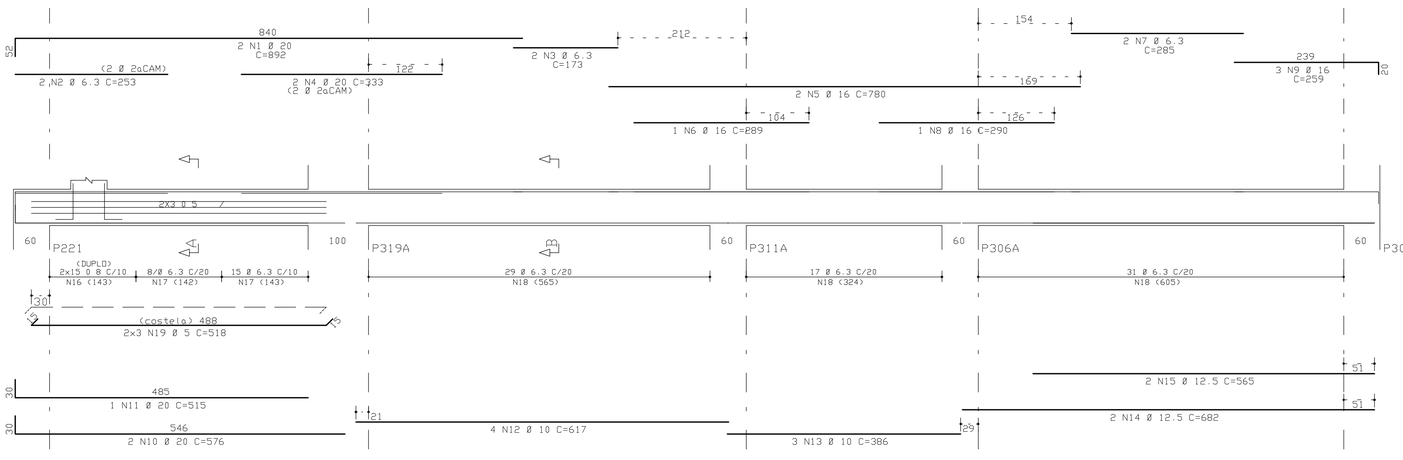

Corte A

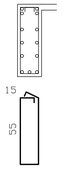

30 N16 Ø 8 C=171
23 N17 Ø 6.3 C=168

Corte B

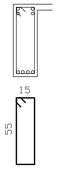

77 N18 Ø 6.3 C=153

REV	DATA	DESCRICAO
0	09/07/2009	EMISSAO INICIAL

Simetria Engenharia
SIA QUADRA 4C No 51 SALAS 201 a 203
BRASILIA-DF CEP: 71200-045
PABX: (0XX61) 3036-9633
simetria@simetria.eng.br

PROJETO ESTRUTURAL

CLIENTE: DISCO INCORPORADORA E IMOBILIARIA LTDA
OBRA: EDIFICIO RESIDENCIAL OLIMPIQUE — No OBRA: 001
ENDERECO OBRA: SRIA AREA ESPECIAL 4 LOTES G e H - GUARA/DF
DESCRICAO: ARMACAO DAS VIGAS DO TERREO TORRE A - JUNTA B (02/02)
DESENHO No: 125-XXX

DESENHISTA:	DATA:	ESCALA:	UNIDADE	No PROJ. SIMETRIA:
TQS/HELENA	09/07/2009	1:50	cm	421

ARQUIVO PLT: 421-EST-125-XXX-R00.PLT

PROPRIETARIO: RESPONSAVEL TECNICO

RESPONSAVEL TECNICO PELO PROJETO ESTRUTURAL

SIMETRIA ENGENHARIA E PROJETOS S/C LTDA
CREA:2725/RF

SIMETRIA ENGENHARIA DE PROJETOS S/C LTDA PL VIG TER B-02 PLT 09/07/2009 10:14:57