ARMACAO HORIZONTAL INFERIOR
COBERTURA 22o PAV.

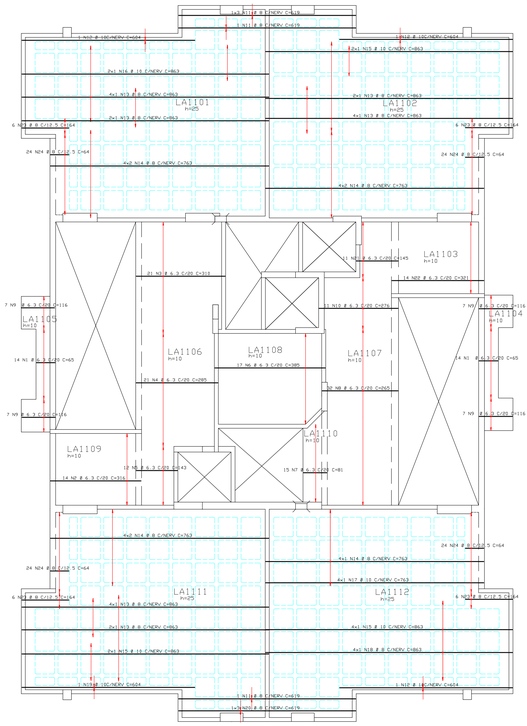

REGIAO MACICA AO REDOR DOS FURDS PRENCHER COM O 8 C/10
FERRAGEM INFERIOR E SUPERIOR
DETALHE GENERICO DAS NERVURAS

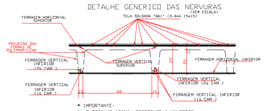

DETALHE GENERICO PARA FURDS
QUE CAIREM NAS NERVURAS
FERRAGEM VERTICAL INFERIOR FERRAGEM HORIZONTAL INFERIOR

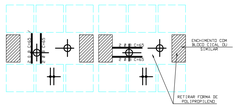

DETALHE GENERICO DOS FURDS
PASSAGEM DE TUBULACAO

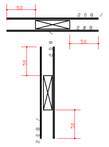

ACO	POS	BIT (mm)	QUANT	COMPRIMENTO UNIT (cm)	COMPRIMENTO TOTAL (cm)
ARMACAO HORIZONTAL INFERIOR					
50A	1	6.3	28	65	1820
50A	2	6.3	14	316	4424
50A	3	6.3	21	310	6510
50A	4	6.3	21	285	5985
50A	5	6.3	12	143	1716
50A	6	6.3	17	385	6545
50A	7	6.3	15	81	1215
50A	8	6.3	32	265	8480
50A	9	6.3	28	116	3248
50A	10	6.3	11	276	3036
50A	11	8	3	619	3095
50A	12	10	3	604	1812
50A	13	8	18	863	15534
50A	14	8	28	763	21364
50A	15	10	8	863	6904
50A	16	10	2	863	1726
50A	17	10	4	763	3052
50A	18	8	4	863	3452
50A	19	10	1	604	604
50A	20	8	3	619	1857
50A	21	6.3	11	145	1595
50A	22	6.3	14	321	4494
50A	23	8	24	164	3936
50A	24	8	96	64	6144

RESUMO ACO CA 50-60			
ACO	BIT (mm)	COMPR (m)	PESO (kg)
50A	6.3	491	123
50A	8	554	222
50A	10	141	89
Peso Total:	50A =		433 kg

ARMACAO VERTICAL INFERIOR
COBERTURA 22o PAV.

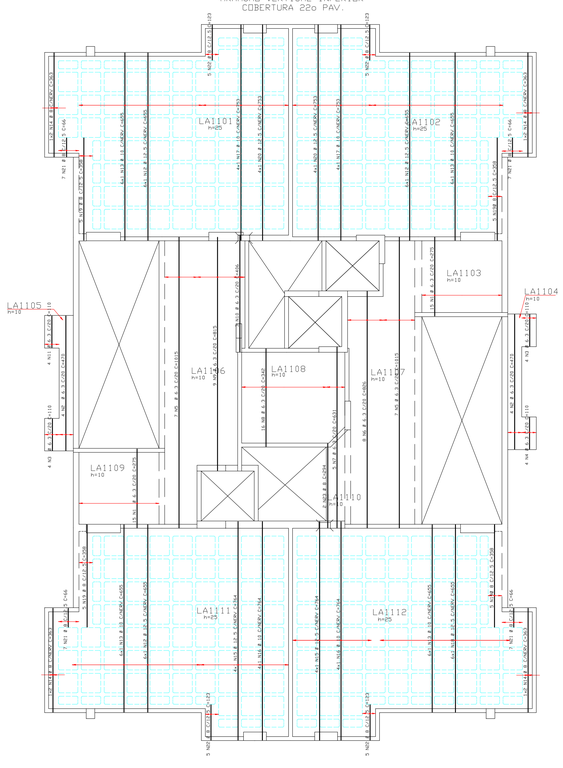

ACO	POS	BIT (mm)	QUANT	COMPRIMENTO UNIT (cm)	COMPRIMENTO TOTAL (cm)
ARMACAO VERTICAL INFERIOR					
50A	1	6.3	38	275	8250
50A	2	6.3	8	470	3760
50A	3	6.3	8	110	880
50A	4	6.3	4	110	440
50A	5	6.3	14	1015	14210
50A	6	6.3	8	826	6608
50A	7	6.3	5	631	3155
50A	8	6.3	16	342	5472
50A	9	6.3	9	815	7335
50A	10	6.3	3	406	1218
50A	11	6.3	4	110	440
50A	12	12.5	18	655	11790
50A	13	10	24	655	15720
50A	14	8	8	363	2904
50A	15	12.5	8	764	6112
50A	16	10	8	764	6112
50A	17	10	8	753	6024
50A	18	12.5	6	655	3930
50A	19	8	28	358	7160
50A	20	12.5	8	753	6024

RESUMO ACO CA 50-60			
ACO	BIT (mm)	COMPR (m)	PESO (kg)
50A	8	607	243
50A	10	120	76
Peso Total:	50A =		318 kg

ARMACAO HORIZONTAL SUPERIOR
COBERTURA 22o PAV.

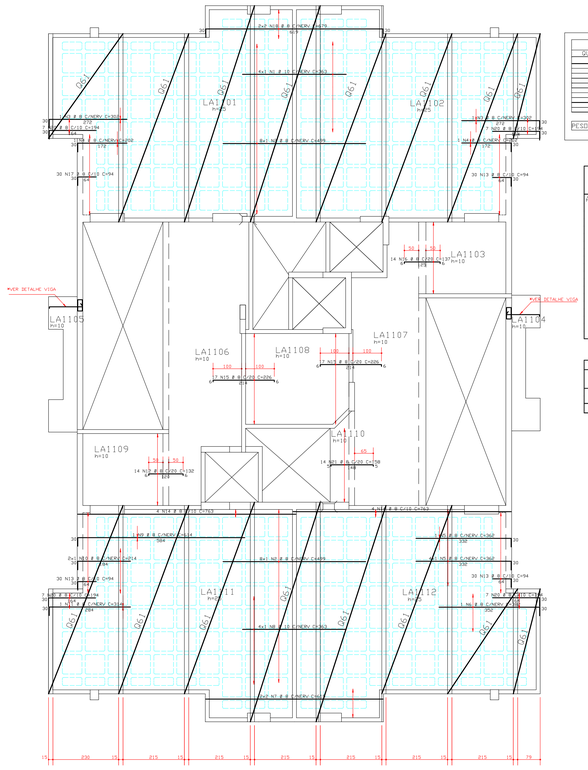

RESUMO TELA Q61				
QUANT	DIMENSOES	AREA (m²)	PESO (kg)	
1	2.40 x 6.00	14.40	34.56	
1	2.40 x 5.95	14.28	34.27	
1	2.45 x 5.95	14.57	34.97	
1	2.45 x 5.90	14.45	34.68	
1	2.45 x 5.85	14.33	34.39	
1	2.45 x 5.15	12.62	30.29	
1	2.45 x 2.90	7.10	17.04	
1	2.45 x 2.85	6.98	16.76	
1	2.45 x 2.65	6.49	15.58	
1	2.45 x 2.57	6.29	15.10	
PESO TOTAL (Kgf/m2)			239.05	

ACO	POS	BIT (mm)	QUANT	COMPRIMENTO UNIT (cm)	COMPRIMENTO TOTAL (cm)
ARMACAO HORIZONTAL SUPERIOR					
50A	1	10	4	363	1452
50A	2	8	16	499	7984
50A	3	8	2	302	604
50A	4	8	2	202	404
50A	5	8	5	362	1810
50A	6	8	1	382	382
50A	7	8	4	619	2476
50A	8	10	4	363	1452
50A	9	8	1	614	614
50A	10	8	2	214	428
50A	11	8	1	314	314
50A	12	8	14	132	1848
50A	13	8	90	94	8460
50A	14	8	8	763	6104
50A	15	8	34	226	7684
50A	16	8	14	137	1918
50A	17	8	30	94	2820
50A	18	8	4	679	2716

RESUMO ACO CA 50-60			
ACO	BIT (mm)	COMPR (m)	PESO (kg)
50A	8	466	186
50A	10	29	18
Peso Total:	50A =		205 kg

ARMACAO VERTICAL SUPERIOR
COBERTURA 22o PAV.

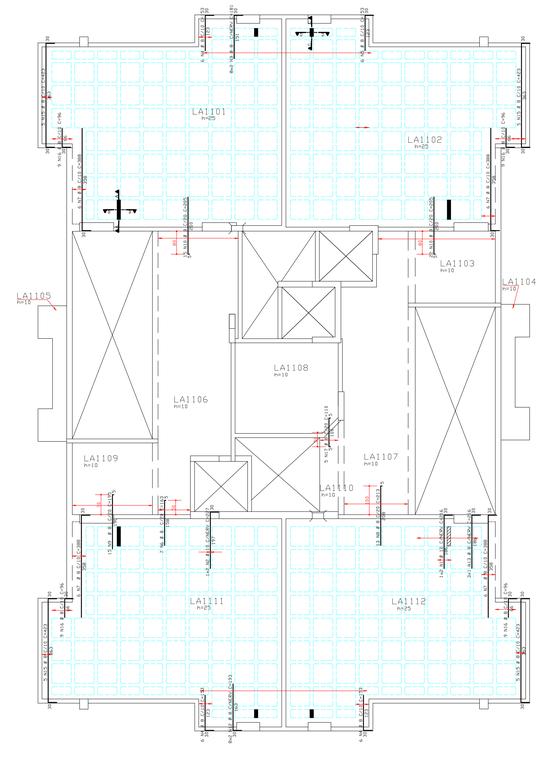

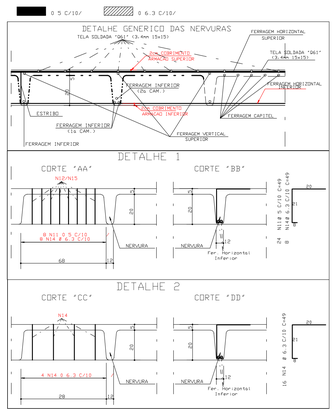

ACO	POS	BIT (mm)	QUANT	COMPRIMENTO UNIT (cm)	COMPRIMENTO TOTAL (cm)
ARMACAO VERTICAL SUPERIOR					
50A	1	10	2	216	432
50A	2	10	2	227	454
50A	3	8	16	181	2896
50A	4	8	18	153	2754
50A	5	8	12	358	4296
50A	6	8	6	153	918
50A	7	8	7	163	1141
50A	8	8	12	388	4656
50A	9	8	13	213	2769
50A	10	8	15	195	2925
50A	11	8	37	205	7585
60B	12	5	24	49	1176
50A	13	8	16	193	3088
50A	14	8	3	216	648
50A	15	6.3	28	49	1372

RESUMO ACO CA 50-60			
ACO	BIT (mm)	COMPR (m)	PESO (kg)
60B	5	12	2
50A	6.3	14	3
50A	8	337	135
50A	10	9	6
Peso Total:	60B =		2 kg
Peso Total:	50A =		144 kg

FORMA MESA MOTOR

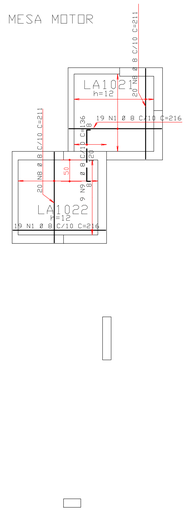

FORMA COBERTURA CASA MAQUINAS

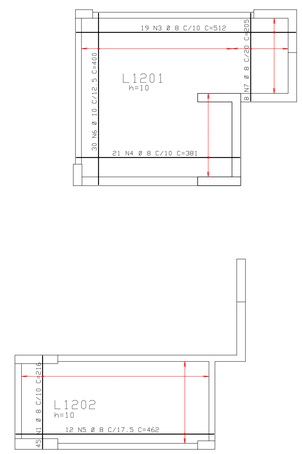

ACO	POS	BIT (mm)	QUANT	COMPRIMENTO UNIT (cm)	COMPRIMENTO TOTAL (cm)
50A	1	8	83	216	17928
50A	2	8	19	210	3990
50A	3	8	19	512	9728
50A	4	8	21	381	8001
50A	5	8	12	462	5544
50A	6	10	30	408	12000
50A	7	8	8	205	1640
50A	8	8	60	211	12660
50A	9	8	9	136	1224

RESUMO ACO CA 50-60			
ACO	BIT (mm)	COMPR (m)	PESO (kg)
50A	8	607	243
50A	10	120	76
Peso Total:	50A =		318 kg

COBRIMENTO DA ARMADURA[1]:
- LAJES = 2.0 cm
- VIGAS E PILARES = 2.5 cm
- BLOCOS, BALDRAMES E CONTENCOES (FACE EM CONTATO COM A TERRA) = 3.0 cm

1: ESSES COBRIMENTOS DEVERAO SER GARANTIDOS COM O USO DE ESPACADORES OU PASTILHAS.
COBRIMENTOS ESPECIFICOS EM CONTRARIO AOS VALORES INDICADOS ACIMA, ESTAO INDICADOS NOS DESENHOS DE FORMAS DOS PAVIMENTOS.

NORMAS UTILIZADAS:
NBR-6118/2003 - PROJETO E EXECUCAO DE OBRAS DE CONCRETO ARMADO
NBR-6120/1980 - CARGAS PARA O CALCULO DE ESTRUTURAS DE EDIFICACOES

FCK= 35 MPa
EC = 28 GPa (MODULO DE ELASTICIDADE SECANTE AOS 28 DIAS).
A/C = 0,65 (FATOR AGUA CIMENTO)

REV	DATA	DESCRICAO
0	04/03/2010	EMISSAO INICIAL

Simetria Engenharia
SIA QUADRA 4C No 51 SALAS 201 a 203
BRASILIA-DF CEP: 71200-045
FAX: (0055) 3036-9633
simetria@simetria.eng.br

PROJETO ESTRUTURAL

CLIENTE: JEQUITIBA INCORPORADORA LTDA
OBRA: ED. RESIDENCIAL — No OBRA: XXX
ENDERECO OBRA: RUA 36 SUL, LOTE 17 AGUAS CLARAS-DF
DESCRICAO: ARMACOES SUPERIORES E INFERIORES
LAJE COBERTURA 22o PAV.
MESA MOTOR E COBERTURA CASA DE MAQUINAS
DESENHO No: 86-88
DESENHISTA: TOS/ANDRE | DATA: 04/03/2010 | ESCALA: 1:75 | UNIDADE: cm | No PROJ. SIMETRIA: 418
ARQUIVO PLT: 418-EST-86-88-R00.PLT
PROPRIETARIO: | RESPONSAVEL TECNICO:
RESPONSAVEL TECNICO PELO PROJETO ESTRUTURAL
SIMETRIA ENGENHARIA E PROJETOS S/C LTDA
CREA-DF25/MF

SIMETRIA ENGENHARIA DE PROJETOS S/C LTDA PL C:\TOS-ANDRE\DOS\JEQUITIB DEPARTAMENTO\00101 PLT 04/03/2010 10:07:56