B101 320/120/140
(Esc 1:25)

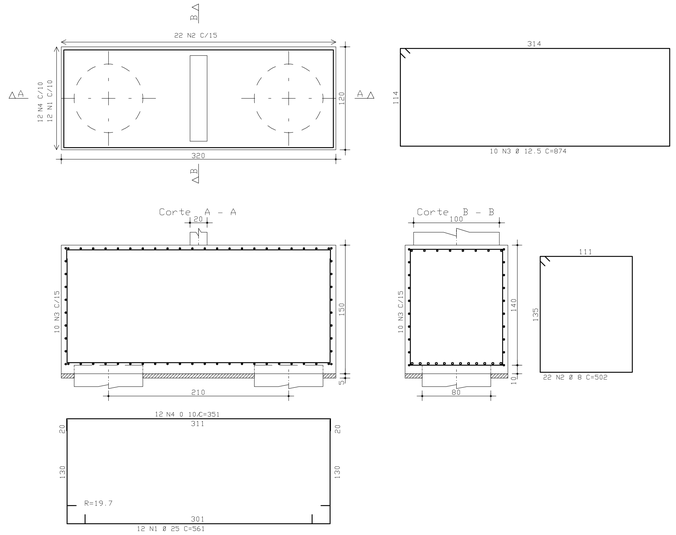

B104 320/120/130
(Esc 1:25)

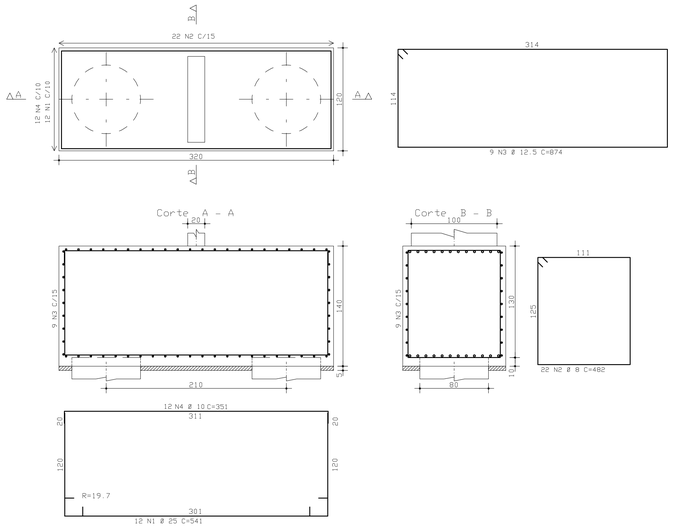

B127/B130 320/120/120
(Esc 1:25)

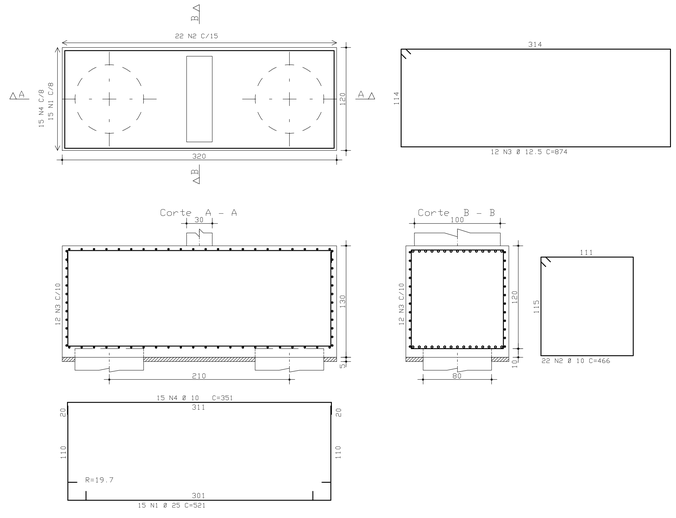

B107 420/140/230
(Esc 1:25)

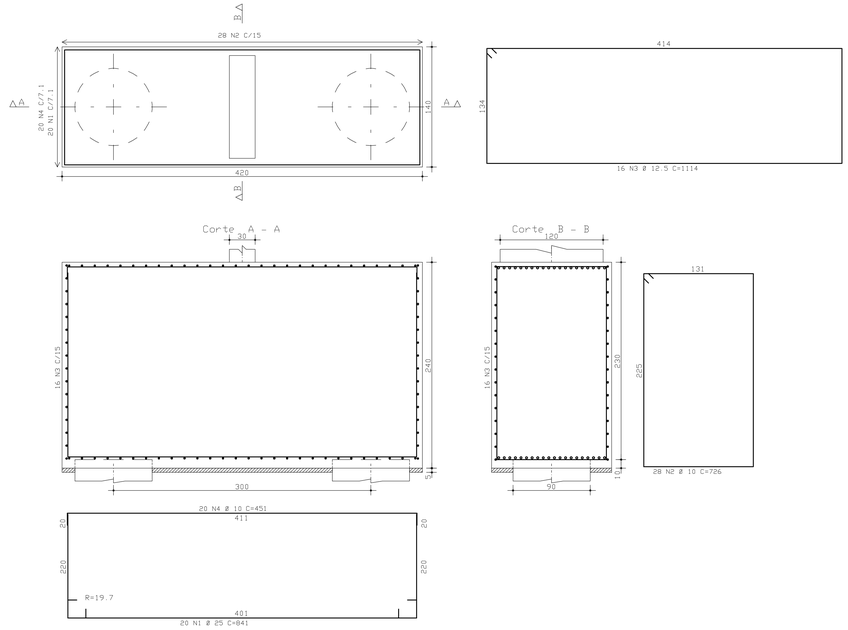

B105/106 470/130/240
(Esc 1:25)

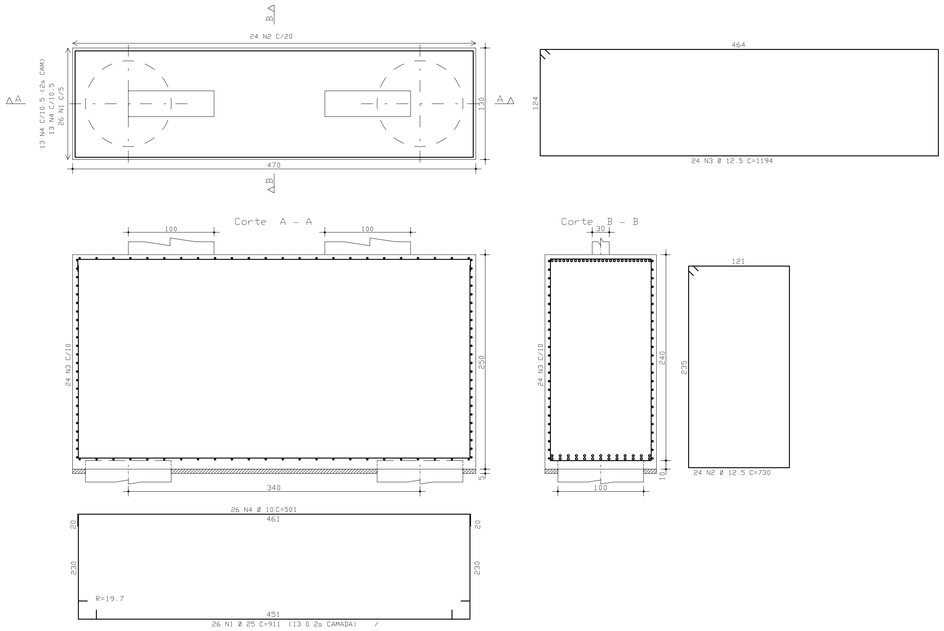

B108 /B123 410/140/200
(Esc 1:25)

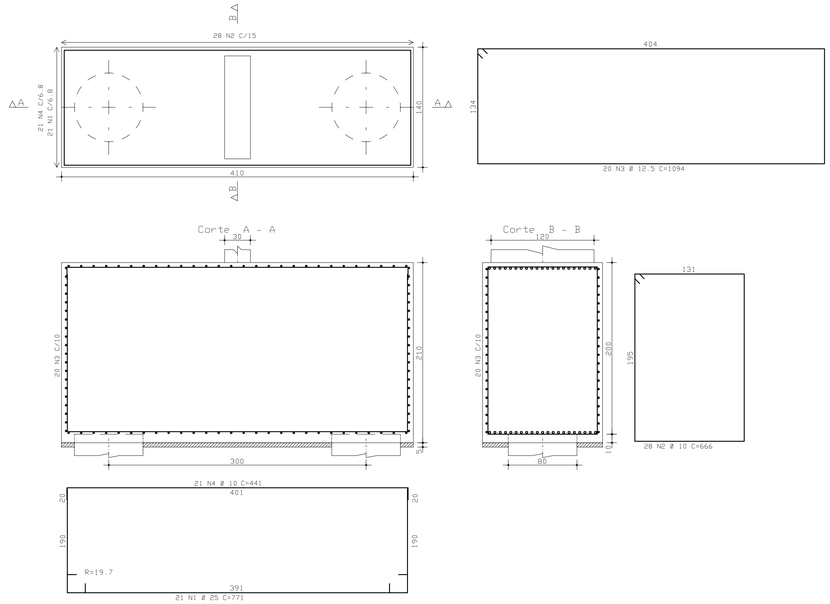

B111 420/140/200
(Esc 1:25)

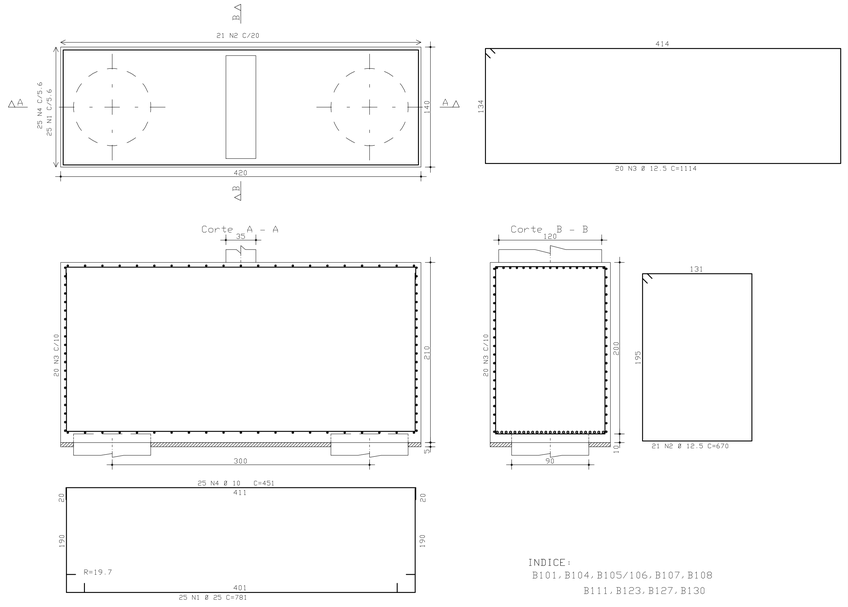

ACO	POS.	BIT (mm)	QUANT	COMPRIMENTO UNIT (cm)	COMPRIMENTO TOTAL (cm)
B101					
50A	1	25	12	561	6732
50A	2	8	22	502	11044
50A	3	12.5	10	874	8740
50A	4	10	12	351	4212
B104					
50A	1	25	12	541	6492
50A	2	8	22	482	10604
50A	3	12.5	9	874	7866
50A	4	10	12	351	4212
B105/106					
50A	1	25	26	911	23686
50A	2	12.5	24	730	17520
50A	3	12.5	24	1194	28656
50A	4	10	26	501	13026
B107					
50A	1	25	20	841	16820
50A	2	10	28	726	20328
50A	3	12.5	16	1114	17824
50A	4	10	20	451	9020
B108	(X2)				
50A	1	25	42	771	32382
50A	2	10	56	666	37296
50A	3	12.5	40	1094	43760
50A	4	10	42	441	18522
B111					
50A	1	25	25	781	19525
50A	2	12.5	21	670	14070
50A	3	12.5	20	1114	22280
50A	4	10	25	451	11275
B127	(X2)				
50A	1	25	30	521	15630
50A	2	10	44	466	20504
50A	3	12.5	24	874	20976
50A	4	10	30	351	10530

RESUMO ACO CA 50-60			
ACO	BIT (mm)	COMPR (m)	PESO (kg)
50A	8	216	87
50A	10	1489	938
50A	12.5	1817	1817
50A	25	1213	4851
Peso Total	50A =		7692 kg

COBRIMENTO DA ARMADURA[1]:

- LAJES = 2.0 cm
- VIGAS E PILARES = 2.5 cm
- BLOCOS,BALDRAMES E CONTENCOES (FACE EM CONTATO COM A TERRA) = 3.0 cm

1. ESSES COBRIMENTOS DEVERAO SER GARANTIDOS COM O USO DE ESPACADORES OU PASTILHAS.
   COBRIMENTOS ESPECIFICOS EM CONTRARIO AOS VALORES INDICADOS ACIMA. ESTAO INDICADOS NOS DESENHOS DE FORMAS DOS PAVIMENTOS.

NORMAS UTILIZADAS:

NBR-6118/2003 - PROJETO E EXECUCAO DE OBRAS DE CONCRETO ARMADO
NBR-6120/1980 - CARGAS PARA O CALCULO DE ESTRUTURAS DE EDIFICACOES

INDICE:
B101,B104,B105/106,B107,B108
B111,B123,B127,B130

FCK= 35 MPa
EC = 28 GPa (MODULO DE ELASTICIDADE SECANTE AOS 28 DIAS).
A/C = 0,65 (FATOR AGUA CIMENTO)

REV	DATA	DESCRICAO
1	24/06/2009	ALTERACAO DO BLOCO B105/106
0	13/03/2009	EMISSAO INICIAL

Simetria Engenharia
SIA QUADRA 4C No 31 SALAS 201 e 203
BRASILIA-DF CEP: 71200-045
FAX: (0061) 306-9633
simetria@simetria.eng.br

PROJETO ESTRUTURAL

CLIENTE: JEQUITIBA INCORPORADORA IMOBILIARIA LTDA
OBRA: ED. JEQUITIBA — No OBRA: XXX
ENDERECO OBRA: RUA 36 SUL, LOTE 17 - AGUAS CLARAS
DESCRICAO: ARMACAO DOS BLOCOS DE FUNDACAO JUNTA A - 1/4
DESENHO No: 44-88

DESENHISTA:	DATA:	ESCALA:	UNIDADE	No PROJ: SIMETRIA:
TQS/YARA	13/03/2009	1:25	CM	418

ARQUIVO:
418-EST-44-88-R01.PLT

PROPRIETARIO: RESPONSAVEL TECNICO

RESPONSAVEL TECNICO PELO PROJETO ESTRUTURAL
SIMETRIA ENGENHARIA E PROJETOS S/C LTDA
CREA-2725/RF

S:\SIMETRIA ENGENHARIA DE PROJETOS S/C LTDA\PC C:\YARA\YARA\BIT\44-88 JUNTA A- BLOCOS SYSNORMC\R01.PLT 07/03/2010 11:51:33