VB316 VAR/VAR

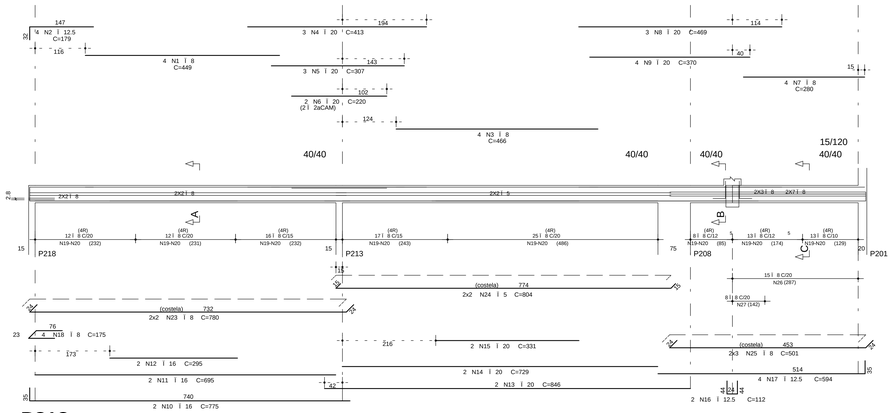

Corte A

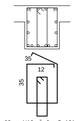

Corte B

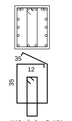

Corte C

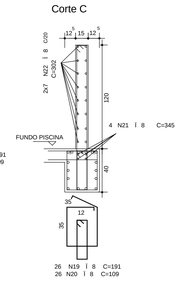

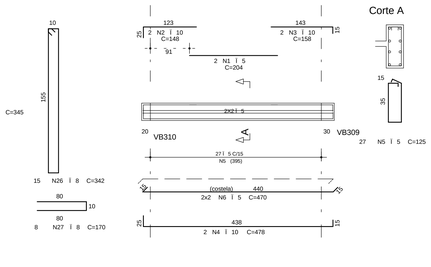

VB313 20/40

Corte A

VB314 15/85

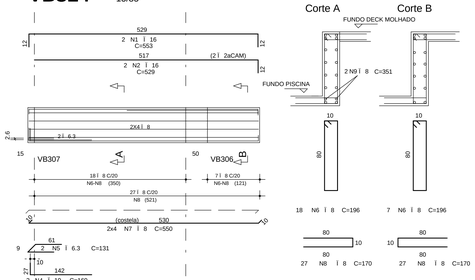

Corte A

Corte B

VB317 15/145

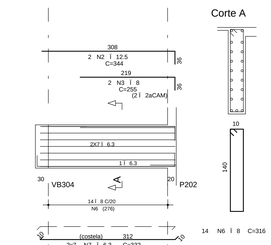

Corte A

VB315 15/135

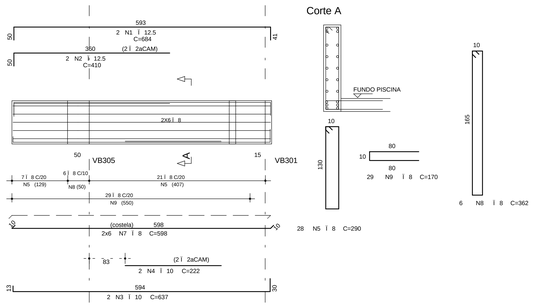

Corte A

B318 40/50

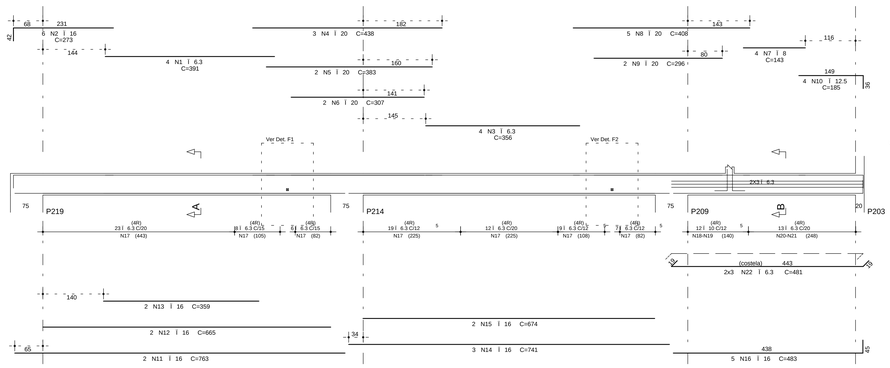

Corte A

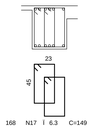

Corte B

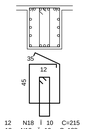

Det. F1

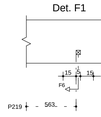

Det. F2

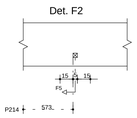

Corte F1

Corte F2

OBS: DEIXAR DETALHE EM VIGA

VB319 15/60

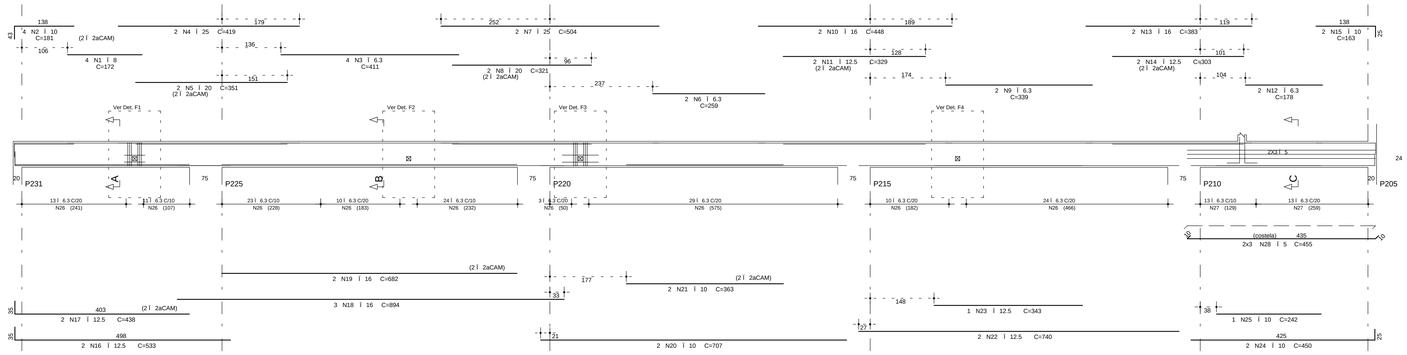

Corte A

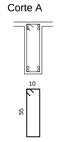

Corte B

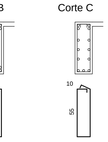

Corte C

24 N26 I 6.3 C=143 123 N26 I 6.3 C=143 26 N27 I 6.3 C=153

Det. F1

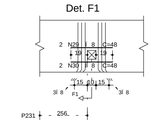

Det. F2

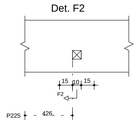

Det. F3

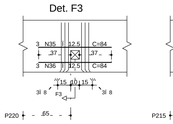

Det. F4

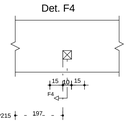

Corte F1

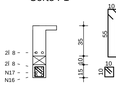

Corte F2

Corte F3

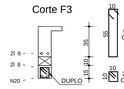

Corte F4

OBS: DEIXAR PASSAGEM EM VIGA

VB320 15/135

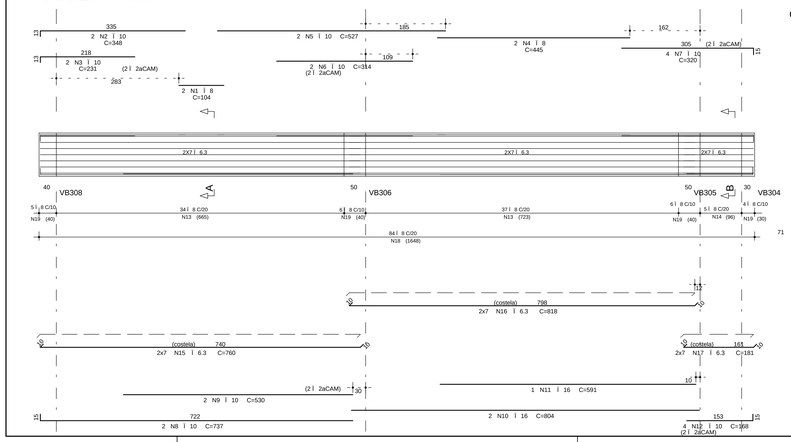

Corte A

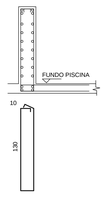

Corte B

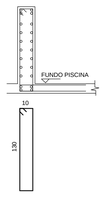

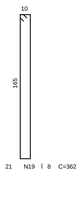



DETALHE GEN£RICO PAREDES

Corte A

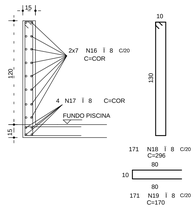

DETALHE PAREDE PISCINA/DECK MOLHADO

Corte A

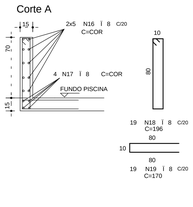

DETALHE GEN£RICO PAREDES PAR 08 15/185

Corte D

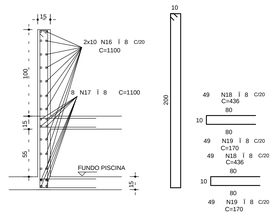

A4 O	POS	BIT (mm)	QUANT	COMPRIMENTO UNIT (cm)	COMPRIMENTO TOTAL (cm)
DETALHE GENÉRICO PAREDES					
50A	16	8	12	2CORR	53200
50A	17	8	6	2CORR	53200
50A	18	8	171	296	94616
50A	19	8	171	170	58140
PISCINA/DECK MOLHADO					
50A	16	8	12	1100	13200
50A	17	8	6	1100	6600
50A	18	8	19	436	16568
50A	19	8	19	170	6460
PAR 08					
50A	16	8	49	1100	53900
50A	17	8	6	1100	6600
50A	18	8	49	436	42728
50A	19	8	98	170	16660
VB313					
60B	1	5	2	254	508
60B	2	10	2	148	296
60B	3	10	2	148	296
60B	4	10	2	478	956
60B	5	5	2	125	1075
60B	6	5	2	125	1075
VB314					
50A	1	16	2	532	1128
50A	2	16	2	529	1058
50A	3	10	2	573	1146
50A	4	10	2	169	338
50A	5	8	2	196	392
50A	6	8	2	196	392
50A	7	8	4	550	4400
50A	8	8	2	550	2200
50A	9	8	2	351	702
VB315					
50A	1	12.5	2	684	1368
50A	2	12.5	2	410	820
50A	3	10	2	222	444
50A	4	8	2	598	1196
50A	5	8	4	28	112
50A	6	8	2	290	580
50A	7	8	2	170	340
VB316					
50A	1	8	4	175	700
50A	2	12.5	4	179	716
50A	3	16	2	295	590
50A	4	20	2	412	1236
50A	5	20	2	307	921
50A	6	20	2	220	660
50A	7	20	2	286	1125
50A	8	20	4	469	1407
50A	9	20	2	331	1324
50A	10	20	2	775	1550
50A	11	16	2	695	1390
50A	12	16	2	775	1550
50A	13	20	2	846	3382
50A	14	20	2	729	1458
50A	15	20	2	331	662
50A	16	12.5	2	112	224
50A	17	12.5	4	594	2376
50A	18	8	2	175	350
50A	19	8	4	134	2144
50A	20	8	4	118	1888
50A	21	8	2	345	1380
50A	22	8	4	34	544
50A	23	8	2	292	1168
50A	24	8	2	404	3232
50A	25	8	4	501	4008
50A	26	8	2	501	4008
50A	27	8	4	175	1400
VB317					
50A	2	12.5	2	344	688
50A	3	8	2	291	582
50A	4	12.5	4	379	1516
50A	5	8	2	141	282
50A	6	8	2	222	444
50A	7	12.5	16	152	9728
VB318					
50A	1	6.3	2	391	1564
50A	2	16	4	273	1638
50A	3	20	2	438	1752
50A	4	20	2	408	1632
50A	5	20	2	383	766
50A	6	20	2	307	614
50A	7	20	2	307	614
50A	8	20	5	408	2040
50A	9	20	2	296	592
50A	10	12.5	4	185	740
50A	11	16	2	665	1330
50A	12	16	2	359	718
50A	13	16	2	674	1348
50A	14	16	2	741	1482
50A	15	16	5	483	2415
50A	16	6.3	4	149	596
50A	17	6.3	12	215	2580
50A	18	6.3	12	133	1596
50A	19	6.3	12	208	2496
50A	20	6.3	12	126	1512
50A	21	6.3	6	181	2086
VB319					
50A	1	10	4	172	688
50A	2	16	4	181	724
50A	3	6.3	4	411	1644
50A	4	20	2	419	838
50A	5	20	2	351	702
50A	6	20	2	259	518
50A	7	20	2	504	1008
50A	8	20	2	321	642
50A	9	6.3	2	339	678
50A	10	20	2	448	896
50A	11	12.5	2	329	658
50A	12	6.3	2	178	356
50A	13	16	2	383	766
50A	14	12.5	2	303	606
50A	15	10	2	163	326
50A	16	6.3	2	153	306
50A	17	12.5	2	436	872
50A	18	16	2	894	1788
50A	19	16	2	682	1364
50A	20	16	2	707	1414
50A	21	16	2	363	726
50A	22	12.5	2	740	1480
50A	23	12.5	2	343	686
50A	24	10	2	450	900
50A	25	6.3	2	242	484
50A	26	6.3	117	740	86580
50A	27	6.3	36	363	13068
60B	28	5	4	405	1739
60B	29	5	2	48	96
60B	30	5	2	48	96
50A	31	8	4	145	579
50A	32	8	2	52	104
50A	33	8	2	52	104
50A	34	8	2	84	252
50A	35	8	2	84	252
50A	36	12.5	4	707	3528
50A	37	12.5	2	353	882
VB320					
50A	1	8	2	348	696
50A	2	10	2	348	696
50A	3	10	2	231	462
50A	4	10	2	231	462
50A	5	10	2	527	1054
50A	6	10	2	314	628
50A	7	10	2	314	628
50A	8	10	2	737	1474
50A	9	10	2	530	1060
50A	10	10	2	804	1608
50A	11	10	2	737	1474
50A	12	10	4	188	752
50A	13	8	2	71	142
50A	14	8	2	71	142
50A	15	6.3	2	298	596
50A	16	6.3	14	538	15232
50A	17	6.3	14	181	5124
50A	18	8	2	362	724
50A	19	8	2	362	724

RESUMO A4 O CA 50-60			
A4 O	BIT (mm)	COMPR (m)	PESO (kg)
60B	5	1000	6
50A	6.3	551	216
50A	8	6050	1920
50A	10	1	0
50A	12.5	136	132
50A	16	248	397
50A	20	180	449
50A	25	16	62
Peso Total 60B =			10 kg
Peso Total 50A =			2989 kg

COBRIMENTO DA ARMADURA:

- LAJES = 2,0 cm
- VIGAS E PILARES = 2,5 cm
- BLOCOS,BALDRAMES E CONTENCOES.(FACE EM CONTATO COM A TERRA) = 3,0 cm

1. ESSES COBRIMENTOS DEVERÃO SER GARANTIDOS COM O USO DE ESPACADORES OU PASTILHAS.

COBRIMENTOS ESPECIFICOS EM CONTRARIO AOS VALORES INDICADOS ACIMA, ESTAO INDICADOS NOS DESENHOS DE FORMAS DOS PAVIMENTOS.

NORMAS UTILIZADAS:

NBR-6118/2003 - PROJETO E EXECUCAO DE OBRAS DE CONCRETO ARMADO
NBR-6120/1980 - CARGAS PARA O CALCULO DE ESTRUTURAS DE EDIFICACOES

INDICE:

VB313 A VB320/PAREDES

FCK= 35 MPa
EC = 28 GPa (MODULO DE ELASTICIDADE SECANTE AOS 28 DIAS).
A/C = 0,65 (FATOR AGUA CIMENTO)

REV	DATA	DESCRICAO
3	03/05/2010	ALTERACAO DA PAREDE PISCINA
2	19/08/2009	ALTERACAO DA ALTURA DA VIGA VB314 E PAREDE PISCINA/DECK
1	28/05/2009	INCLUSAO DOS FUROS NAS VIGAS VB318 E VB319
0	14/11/2008	EMISSAO INICIAL

simetria Engenharia
SIA QUADRA AC Nº 70 SALAS 201 A 203
BRASÍLIA-DF CEP: 71200-045
FABX: (0XX61) 3036-9603
simetria@simetria.eng.br

PROJETO ESTRUTURAL

CLIENTE:	JEQUITIBA INCORPORADORA IMOBILIARIA LTDA		
OBRA:	ED. JEQUITIBA	No OBRA:	XXX
ENDEREÇO OBRA:	RUA 36 SUL LOTE 17 - AGUAS CLARAS		
DESCRIÇAO:	ARMAÆO DE VIGAS DO PAVIMENTO TERREO JUNTA B (2/2)	DESENHO No:	026-088
DESENHISTA: TQS/ GUSTAVO	DATA: 14/11/2008	ESCALA: 1:50	UNIDADE: CM
No PROJ. SIMETRIA: 418			
ARQUIVO PLT: 418 -EST- 26-88 -R03 .PLT			
PROPRIETARIO:		RESPONSAVEL TECNICO	

RESPONSAVEL TECNICO PELO PROJETO ESTRUTURAL

SIMETRIA ENGENHARIA E PROJETOS S/C LTDA
CREA-2725/RF

SIMETRIA ENGENHARIA DE PROJETOS S/C LTDA P.C:\TQS\WORKGROUP\BA-AP JOAITA 3\ - RUA 36 SUL\TERREO R03\VIGAS\grupo06.PLT 03/05/2010 15:02:18